

ACKNOWLEDGEMENTS

A number of people have helped me to put the books into publication. Particular thanks are owed to the following:

- The publisher's leadership team, Mr. Yun Hao and Ms. Fenglan Guo, who trusted my expertise in the field of Chinese language teaching and learning;
- Editors, Mr. Junyi Wang, Mr. Yanbai Fu, Ms. Qijia Tang, Ms. Ying Huang, Ms. Yijun Liu, and Ms. Xiaojuan Hou, for their meticulous work and patience;
- Graphic designer Mr. Cheng Xue for his artistic design;
- Art consultant Mr. Arthur Y. Wang for his artistic guidance and artists Ms. Ying Lu, Ms. Ting Yu, and Ms. Rujie Fan for their artistic ability in the illustrations;
- Ms. Annie Wang, Mr. Edward Qiu and Mr. Jason Qiu for their English editing work;
- Ms. Xinying Li, whose ideas and suggestions have helped the writing of this series, and her enormous contribution is greatly appreciated;
- And finally, members of my family who have always given me unwavering support and encouragement.

INTRODUCTION

- *Easy Steps to Chinese for Kids (2nd Edition)* is especially designed for non-Chinese background students, who are learning Chinese as a second/foreign language. The series is suitable for preschool children and first to fourth graders in primary school.
- This series aims to help students lay a solid foundation in Chinese in terms of characters, especially simple characters, words, and short sentences through natural and gradual integration of language, themes and culture. The simultaneous development of listening, speaking and reading skills, and character writing as well as the ability to write short sentences in Chinese, is emphasized. The ultimate aim is to help students develop communication skills in a hope that they can use simple Chinese to communicate smoothly and effectively in real-life situations.
- The Textbook plays an important role in helping students gain knowledge of the Chinese language needed to develop their communicative competence. The Workbook takes a supporting role, providing various age-appropriate and interesting exercises and activities that serve as meaningful practice and reinforcement.
- Besides Textbook and Workbook, the series also includes Exercise book for writing, PowerPoint slides, word cards, picture flashcards, as well as digital resources, etc.

The series consists of four books in two stages:

- Stage 1 (Books 1 and 2): The focus is to help students lay a good foundation of Chinese characters by learning simple characters, while cultivating students' interest in learning Chinese. At the end of this stage, students are expected to use the words and short sentences they have learned to carry out simple communications on topics covered.
- Stage 2 (Books 3 and 4): The focus is to learn radicals and more compound characters. With more words and short sentences learned, students will be able to use simple Chinese to communicate smoothly and effectively on topics covered.

简介

- 《轻松学中文》(少儿版)(第二版)是一套专门为非华裔学生编写的国际中文教材,主要适用于学龄前以及小学一至四年级的学生。
- 本套教材旨在为学生奠定扎实的中文基础,这个目标是通过语言、主题和文化的自然结合,强调对语言知识的学习,比如对汉字(特别是独体字)、词语和短句的学习,以及对听、说、读、写(书写汉字以及短句)各项技能的训练来达到的。教学的最终目的是培养学生的沟通技能,希望他们在现实生活中能用简单的中文进行顺畅、有效的交流。
- 课本包含学生提高言语交际能力所需的语言知识,而练习册则配合课本,提供多样化的适龄、有趣的练习及活动来复现、复练、巩固课本中的内容。
- 除了课本和练习册以外,本套教材还配有汉字书写本、课件、词卡、图卡以及各种数字教学资源等。

本套教材共四册,分两个教学阶段:

- 第一、二册为第一阶段,重点是通过学习独体字帮助学生打好汉字基础,同时培养学生学习中文的兴趣。学生学完一、二册后能用所学的词语、短句就课程中的话题进行简单的交流。
- 第三、四册为第二阶段,重点是学习偏旁部首以及更多的合体字。通过学习更多的词语、短句,学生能用简单的中文就课程中的话题进行顺畅、有效的交流。

COURSE DESIGN

- The course is designed by incorporating relevant theories of cognitive psychology and second/foreign language teaching and learning. It adopts the “spiral curriculum” principles, emphasizes the learning of characters and words, and takes advantage of rules of Chinese word formation. It is designed scientifically and logically to enable students to learn and acquire Chinese systematically.
- The course is designed with reference to the preschool and primary school education guidelines of China and other countries. It covers five themes: health, language, society, science and art. There are five units in each book: numbers, me and my family, school life, daily life, and home and community. The contents of the five themes are naturally integrated into the five units of each book. Chinese culture, such as traditional festivals, customs, etc. is introduced throughout the course. In addition, while teaching Chinese, this course strives to promote the development of students' emotion, attitude, ability, knowledge, skills, etc.
- The course consists of two parts: teaching language knowledge and cultivating students' communicative competence. One cannot learn Chinese without learning Chinese characters. As the core of this series, Chinese character teaching dominates the whole course design. The teaching of Chinese characters requires students to recognise and write simple characters from memory, and to recognise, trace and write compound characters. After completing this course, students are able to write a reasonable number of radicals, simple characters and short sentences. The course also focuses on the development of students' listening, speaking and reading skills, and in particular students' ability to communicate smoothly and effectively in real-life situations using the Chinese they have learned.
- The themes and topics of the course have been carefully selected, and the units have been planned holistically. The content setting of this course addresses the same themes and topics within each of the four books, but each with increasing complexity, depth and constant expansion in terms of the scope of vocabulary, content and cultural elements involved. This ensures that students learn new knowledge and skills on the basis of mastering the old.
- The course progresses gradually with the difficulty level of each book being carefully controlled but challenging enough. Each book is naturally connected and transitions smoothly to ensure the steady improvement of students' Chinese level.

课程设计

- 本教材的课程设计借鉴了相关的认知心理学以及第二语言/外语教学的理论，遵循“螺旋式”课程设计和“字词双轨并进”的原则，充分利用汉字构词法的优势，进行科学、合理的编排，使学生能够系统地学习中文。
- 本教材的课程设计参考了中国和海外一些国家的学前、小学教育指引，内容涵盖五个主题：健康、语言、社会、科学和艺术。每一册都有五个单元：数字、我和家人、学校生活、日常生活、家居和社区。五个主题的内容自然地融入每一册的五个单元中。课程中穿插介绍中华文化，如传统节日、习俗等。除此以外，课程在教授中文的同时力求促进学生在情感、态度、能力、知识、技能等各方面的发展。
- 本教材的课程由两部分组成：教授语言知识和培养学生的言语交际能力。中文教学离不开汉字教学。汉字教学是本教材的核心，统领整个课程设计。本教材的汉字教学要求学生能认读、默写独体字，同时要求他们能认读、书写合体字。学完系列课程，学生能写出一定数量的偏旁部首、独体字和短句。同时，本教材也注重学生的听力、口语、阅读技能的训练，特别强调训练学生在现实生活中用中文进行流畅、有效沟通的能力。
- 课程的主题和话题都经过精心遴选，各单元内容整体规划。全套教材的内容设置是一个大循环，而每一册则是一个小循环；虽然相同的主题和话题在每册书对应的单元中重复出现，但对相关话题的讨论逐步深入，涉及的词汇、内容和文化点范围也不断拓展，以确保在循环推进话题的同时，学生能不断获得新的知识和技能。
- 课程难度由浅入深、循序渐进；每册的难度控制得当，各册自然衔接、平稳过渡，确保学生的中文水平稳步提升。

Features of *Easy Steps to Chinese for Kids* (2nd Edition)

- Pinyin is not specifically taught at this stage, but it always appears on top of the characters.
- Each simple character appears in the form of “shape, sound and meaning” and is accompanied with a vivid illustration, in a hope that students have a full understanding of the character learned.
- Strokes, stroke order and the structures of characters are not formally taught, but specially designed exercises are provided in both the Textbook and the Workbook. Each simple character is marked with a stroke order, and students can learn about the structure of a compound character through specifically designed exercises.
- The radical is an important component of most compound characters, and mastering radicals is very helpful for learning Chinese characters. Teaching experiments indicate that it is difficult to teach radicals in lower grades, therefore radicals are introduced starting Book 3. In this way, students can learn new compound characters more easily while reviewing the ones learned in Books 1 and 2.
- New words in each lesson do not appear in the form of a “new word list”. Each new word is introduced with Pinyin and English explanations, while some are accompanied with illustrations.
- Literacy is one of the focuses of this series. When learning the written form of a language, children learn to read first and then write words from memory later. This is how children learn written language. In this series, the learning of new characters, the recurrence of new words and the repetitive exercises are thus designed accordingly.
- Developing children’s listening and speaking skills is of paramount importance when teaching Chinese to children. Although children can acquire pronunciation naturally, teachers should ensure students speak with accurate pronunciation.
- Developing students’ reading skills is an important feature of the second edition. Carefully designed conversations, rhymes, different forms of text and various exercises are provided in both the Textbook and Workbook. There is also a short story with vivid illustrations in every lesson of the workbook. Reading materials in various forms help students accumulate characters, words and short sentences gradually before understanding a text fully.
- Writing begins with writing simple characters, which have fewer strokes, and are easy to write. When learning to write compound characters, tracing them first will increase students’ confidence when writing them later independently.
- Writing down what one says is the primary stage for beginners developing writing skills. Students learn to write words and short sentences before writing continued sentences.

《轻松学中文》(少儿版)(第二版)特色

- 拼音在少儿版学习阶段不专门教授,但始终伴随汉字一起出现。
- 汉字的独体字以“形、音、义”的形式出现,并配以生动形象的图片,使学生对所学汉字有充分的认识。
- 笔画、笔顺及汉字结构不正式教授,但课本和练习册都提供了专门设计的相关练习。每个独体字都标有笔顺。学生通过做特定的练习也会对合体字结构有所认识。
- 偏旁部首是大部分合体字的重要构成部件,掌握偏旁部首对于学习汉字大有帮助。教学实验显示,在低年级教授偏旁部首难度较大,故本教材从第三册开始正式教授偏旁部首,这样学生在复习第一、二册学过的合体字的同时,更容易学会新的合体字。
- 生词不以列“生词表”的形式出现,但每个生字、生词都会标注拼音和英文解释,一部分生词还配有图片。
- 识字是本教材的重点之一。识字在先,默写在后,这是儿童学习书面语的规律。本教材中学习新字和复现、复练新词也按照这一规律进行设计。
- 听说能力的培养是儿童中文教学的重中之重。虽然儿童能够自然习得语音,但老师也要确保学生说中文时发音准确。
- 阅读能力的培养是第二版的重要特色。课本和练习册中有精心设计的对话、儿歌以及各种形式的短文和练习。练习册中每课还特别设计了一个配有连环画的短篇故事。各种形式的阅读材料旨在帮助学生逐步积累字、词和短句,最终实现对文本的充分理解。
- 写字从书写独体字开始,因为独体字笔画较少,容易写。学写合体字时先描红,之后学生独立书写这些字时会更有信心。
- 写话是培养初学者写作技能的基础。学生先学写词语、短句,之后就能用几句话进行简短的书面表达了。

Some major differences between the first and second editions

- Pinyin is not taught in the second edition any more as children have the ability to acquire pronunciation naturally.
- In the second edition, 61 simple characters are formally taught, compared to 28 simple characters in the first edition. Learning simple characters is the “stepping stone” for learning Chinese characters. Once a certain number of simple characters are mastered, students will learn compound characters more easily and confidently. The teacher should encourage students to memorize the pronunciation, shape and meaning of each simple character.
- In the second edition, listening skills are no longer practised separately, but combined with various speaking exercises.
- The second edition puts more emphasis on the integration of language learning with other subjects in primary school. For example, maths is a compulsory subject for primary school students and memorizing the times table is the secret of learning maths well. Learning and memorizing the times table can not only help students master the usage of numbers in Chinese, but also enable them to learn multiplication with more ease. This is killing two birds with one stone and getting twice the result with half the effort.

COURSE PROGRESS

- Each book of this series can be taught within any time span according to students' Chinese proficiency level. Generally speaking, with one Chinese lesson daily, most students will be able to complete one book (i.e. the Textbook and the Workbook) within one academic year.
- In the process of teaching, the teacher should constantly help students review what is covered in the previous teaching in terms of language knowledge and content. Many exercises and activities in this series can be reused. Only through continuous revision and reinforcement can students firmly grasp the knowledge they have learned.
- As the content of this series is continuous and ongoing, teachers can use any book in this series as a starting point based on students' Chinese proficiency level, and adjust the teaching progress accordingly.

Yamin Ma
May 2023, Hong Kong, China

第二版与第一版的主要区别

- 第二版不再在少儿学习阶段教授拼音，因为儿童具备自然习得语音的能力。
- 第二版正式教授了 61 个独体字，而在第一版中只有 28 个。学会独体字是学习汉字的“敲门砖”。一旦掌握了一定数量的独体字，学生再学合体字就更容易、更自信了。老师应鼓励学生熟记每个独体字的发音、字形及字义。
- 第二版中听力练习不再单独设置，而是与各种形式的口语练习相结合，进行听说整体训练。
- 第二版更强调语言学习与小学阶段其他学科的学习有机结合。例如：数学是小学生的必修课，而熟记中文乘法口诀是学好数学的秘诀。学习和熟记乘法口诀不仅能够帮助学生熟练掌握中文的数字用法，还能让学生更容易地学习乘法，真可谓一举两得，事半功倍。

课程进度

- 本教材中的每一册都可以根据学生的中文水平在相应学习阶段内教授。一般情况下，如果每天都有中文课，大部分学生能在一学年内学完一册。
- 在教学过程中，教师要经常帮助学生复习以前学过的语言知识和话题内容。本教材的很多练习和活动都是可以重复使用的。只有不断地复习和强化，学生才能牢固掌握学过的知识。
- 由于本教材的内容是连贯的，教师可以根据学生的中文水平灵活选择系列中某一册作为起点，并随时调整教学进度。

马亚敏
2023年5月于中国香港

目 录

第一单元 Unit 1

第一课 Lesson 1
今年二〇二〇年

人口小
大日月

去年 明年 星期日
八月二十五日

2

第二课 Lesson 2
我没有手机

天王木禾
上中下

手机 电话 打电话
号码 多少 自己

10

第三课 Lesson 3
一斤鱼 一百一十块

心巾寸
米来去

斤 百 块 钱 块 毛

18

第二单元 Unit 2

第四课 Lesson 4
我们一家人
住在北京

水目牛
羊毛衣

长大 路 室 住 这里

26

第五课 Lesson 5
我爷爷、奶奶
都是中国人

门书手
头刀尺

爷爷 奶奶 外公
外婆 美国人 法国人
法语 一点儿

34

第六课 Lesson 6
我常常做家务

立火山
田云雨

收拾 扫地 洗衣服
孩子 家务

42

CONTENTS

第三单元 Unit 3

第七课 Lesson 7
我们学校很大

风 石 出
虫 子 女

教学楼 礼堂 图书馆
操场 多

50

第八课 Lesson 8
我今年学七门课

开 果 左
右 土 豆

数学 美术 音乐 体育
电脑 门

58

第九课 Lesson 9
我们今天去公园
玩儿了

鱼 儿 耳
少 力 足

公园 在海边 在海里
玩儿沙子 吃东西 在
有的

66

第四单元 Unit 4

第十课 Lesson 10
我喜欢吃西餐

龙 牙 方
马 长 车

牛排 薯条 热狗 三明治
汽水 要 不要 西餐

74

第十一课 Lesson 11
我喜欢吃零食

个 月 不
牛 个 可

薯片 糖果 巧克力
冰淇淋 甜品 零食

82

第十二课 Lesson 12
今天下雨

才 六 个
个 小 月

下雪 下雨 晴天 多云
雨衣 雨鞋 短裤 天气
怎么样 热

90

第五单元 Unit 5

第十三课 Lesson 13

我家的房子很大

广 之 之
才 厂 穴

车库 种 种菜 黄瓜
胡萝卜 西红柿 西蓝花

98

第十四课 Lesson 14

我们今天去了
动物园

犬 弓 心
艹 辶 革

动物园 老虎 大象
猴子 熊猫 竹子

106

第十五课 Lesson 15

我们喜欢去
大商场买东西

户 衤 纟
矢 钅 足

商场 书店 饭店
游乐场 滑冰场
买东西 商店

114

中国文化 Chinese Culture

文房四宝 Four Treasures of the Study



122



国画 Chinese Painting


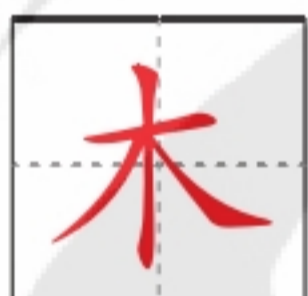
124



第二课 我没有手机

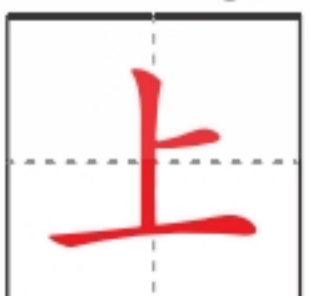
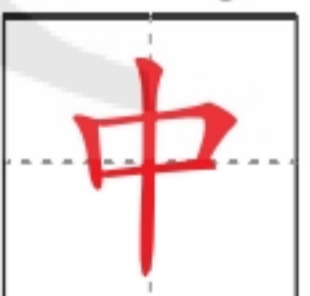

Let's review simple characters


①  tiān

 sky; day

②  wáng

 king

③  mù

 wood

④  hé

 crop

⑤ shàng zhōng xià
  
 above; upper middle; centre below; under



Let's learn new words

🎧 02-01

①

shǒu jī
手机
mobile phone



②

diàn huà
电话
telephone





dǎ diàn huà
打电话
make a phone call

③

hào mǎ
号码
number

duō shao
多少
how many;
how much



Sample questions and answers.

nǐ bà ba de shǒu jī hào mǎ shì duō shao

① 你爸爸的手机号码是多少？ 6180 4520。

nǐ jiā de diàn huà hào mǎ shì duō shao

② 你家的电话号码是多少？ 2524 0086。

nǐ yǒu shǒu jī ma wǒ méi yǒu shǒu jī wǒ xiǎng yǒu zì jǐ de shǒu jī

③ 你有手机吗？我没有手机。我想有自己的手机。

oneself

Let's practise

Write the telephone numbers and say them in Chinese.

①

wǒ jiā de diàn huà hào mǎ
我家的电话号码：

②

wǒ bà ba de shǒu jī hào mǎ
我爸爸的手机号码：

③

wǒ mā ma de shǒu jī hào mǎ
我妈妈的手机号码：

④

wǒ de shǒu jī hào mǎ
我的手机号码：

⑤

wǒ men xué xiào de diàn huà
我们学校的电话
hào mǎ
号码：

⑥

jiā tíng yī shēng de diàn huà
家庭医生的电话
family
hào mǎ
号码：



Let's learn the text



wǒ bà ba mā ma měi tiān dōu
我爸爸、妈妈每天都

dǎ diàn huà bà ba de shǒu jī hào mǎ
打电话。爸爸的手机号码

shì mā ma de shǒu jī
是 6180 4520，妈妈的手机

hào mǎ shì
号码是 9800 6725。

wǒ jiā de diàn huà hào mǎ shì
我家的电话号码是

2524 0086。wǒ méi yǒu shǒu jī
我没有手机。

wǒ xiǎng yǒu zì jǐ de shǒu jī
我想有自己的手机。



Answer the questions.

nǐ cháng cháng dǎ diàn huà ma

① 你常常打电话吗？

nǐ jiā yǒu diàn huà ma

nǐ jiā de diàn huà hào mǎ shì duō shao

② 你家有电话吗？你家的电话号码是多少？

nǐ yǒu shǒu jī ma

nǐ de shǒu jī hào mǎ shì duō shao

③ 你有手机吗？你的手机号码是多少？

Let's play

INSTRUCTION

Suppose you have just made a new friend and you are going to visit his/her home. Start a conversation with your partner using the following questions.

nǐ jiā zhù zài
你家住在
nǎ lǐ
哪里？

wǒ jiā zhù zài shā píng
我家住在沙平
lù hào shì
路46号405室。



Some examples:

nǐ jiā zhù zài nǎ lǐ
① 你家住在哪里？

wǒ zěn me qù nǐ jiā
② 我怎么去你家？

nǐ yǒu shǒu jī ma nǐ de shǒu jī hào mǎ shì duō shao
③ 你有手机吗？你的手机号码是多少？

nǐ jiā de diàn huà hào mǎ shì duō shao
④ 你家的电话号码是多少？

Let's review the Times Table



一三得三
 $1 \times 3 = 3$

二三得六
 $2 \times 3 = 6$

三三得九
 $3 \times 3 = 9$




Let's review

1. Review the words learned.



shàng wǔ
上午
late morning
(9:00-12:00)



zhōng wǔ
中午
noon
(12:00-13:00)



xià wǔ
下午
afternoon
(13:00-18:00)



zǎo shang
早上
early morning
(5:00-9:00)



wǎn shang
晚上
evening; night
(18:00-24:00)

2. Say the time in Chinese.



Let's learn more together

02-03



Answer the questions.

nǐ jiā yǒu diàn shì jī ma nǐ yǒu yóu xì jī ma
① 你家有电视机吗？ 你有游戏机吗？

nǐ yǒu píng bǎn diàn nǎo ma nǐ kě yǐ yòng píng bǎn diàn nǎo zuò shén me
② 你有平板电脑吗？ 你可以用平板电脑做什么？



It's time to work

1. Make a presentation introducing yourself and your siblings.

EXAMPLE

wǒ jiào tián dà zhōng wǒ
我叫田大中。我
yǒu yí gè jiě jie hé yí gè dì
有一个姐姐和一个弟
di wǒ jiě jie jīn nián shí jiǔ
弟。我姐姐今年十九
suì tā shì dà xué shēng tā
岁。她是大学生。她



姐姐



我



弟弟

yǒu shǒu jī wǒ jīn nián shí sān suì shàng bā nián jí wǒ yě yǒu shǒu
有手机。我今年十三岁，上八年级。我也有手
jī wǒ dì di jīn nián bā suì shàng sān nián jí tā méi yǒu shǒu jī
机。我弟弟今年八岁，上三年级。他没有手机。
tā xiǎng yǒu zì jǐ de shǒu jī
他想有自己的手机。

2. Answer the questions.

nǐ jiā yǒu jǐ kǒu rén nǐ jiā yǒu shéi
① 你家有几口人？ 你家有谁？

nǐ yǒu shǒu jī ma nǐ měi tiān dōu dǎ diàn huà ma
② 你有手机吗？ 你每天都打电话吗？

nǐ bà ba mā ma de shǒu jī hào mǎ shì duō shǎo
③ 你爸爸、妈妈的手机号码是多少？