

ACKNOWLEDGEMENTS

A number of people have helped me to put the books into publication. Particular thanks are owed to the following:

- The publisher's leadership team, Mr. Yun Hao and Ms. Fenglan Guo, who trusted my expertise in the field of Chinese language teaching and learning;
- Editors, Mr. Junyi Wang, Mr. Yanbai Fu, Ms. Qijia Tang, Ms. Ying Huang, Ms. Yijun Liu, and Ms. Xiaojuan Hou, for their meticulous work and patience;
- Graphic designer Mr. Cheng Xue for his artistic design;
- Art consultant Mr. Arthur Y. Wang for his artistic guidance and artists Ms. Ying Lu, Ms. Ting Yu, and Ms. Rujie Fan for their artistic ability in the illustrations;
- Ms. Annie Wang, Mr. Edward Qiu and Mr. Jason Qiu for their English editing work;
- Ms. Xinying Li, whose ideas and suggestions have helped the writing of this series, and her enormous contribution is greatly appreciated;
- And finally, members of my family who have always given me unwavering support and encouragement.

INTRODUCTION

- *Easy Steps to Chinese for Kids (2nd Edition)* is especially designed for non-Chinese background students, who are learning Chinese as a second/foreign language. The series is suitable for preschool children and first to fourth graders in primary school.
- This series aims to help students lay a solid foundation in Chinese in terms of characters, especially simple characters, words, and short sentences through natural and gradual integration of language, themes and culture. The simultaneous development of listening, speaking and reading skills, and character writing as well as the ability to write short sentences in Chinese, is emphasized. The ultimate aim is to help students develop communication skills in a hope that they can use simple Chinese to communicate smoothly and effectively in real-life situations.
- The Textbook plays an important role in helping students gain knowledge of the Chinese language needed to develop their communicative competence. The Workbook takes a supporting role, providing various age-appropriate and interesting exercises and activities that serve as meaningful practice and reinforcement.
- Besides Textbook and Workbook, the series also includes Exercise book for writing, PowerPoint slides, word cards, picture flashcards, as well as digital resources, etc.

The series consists of four books in two stages:

- Stage 1 (Books 1 and 2): The focus is to help students lay a good foundation of Chinese characters by learning simple characters, while cultivating students' interest in learning Chinese. At the end of this stage, students are expected to use the words and short sentences they have learned to carry out simple communications on topics covered.
- Stage 2 (Books 3 and 4): The focus is to learn radicals and more compound characters. With more words and short sentences learned, students will be able to use simple Chinese to communicate smoothly and effectively on topics covered.

简介

- 《轻松学中文》(少儿版)(第二版)是一套专门为非华裔学生编写的国际中文教材,主要适用于学龄前以及小学一至四年级的学生。
- 本套教材旨在为学生奠定扎实的中文基础,这个目标是通过语言、主题和文化的自然结合,强调对语言知识的学习,比如对汉字(特别是独体字)、词语和短句的学习,以及对听、说、读、写(书写汉字以及短句)各项技能的训练来达到的。教学的最终目的是培养学生的沟通技能,希望他们在现实生活中能用简单的中文进行顺畅、有效的交流。
- 课本包含学生提高言语交际能力所需的语言知识,而练习册则配合课本,提供多样化的适龄、有趣的练习及活动来复现、复练、巩固课本中的内容。
- 除了课本和练习册以外,本套教材还配有汉字书写本、课件、词卡、图卡以及各种数字教学资源等。

本套教材共四册,分两个教学阶段:

- 第一、二册为第一阶段,重点是通过学习独体字帮助学生打好汉字基础,同时培养学生学习中文的兴趣。学生学完一、二册后能用所学的词语、短句就课程中的话题进行简单的交流。
- 第三、四册为第二阶段,重点是学习偏旁部首以及更多的合体字。通过学习更多的词语、短句,学生能用简单的中文就课程中的话题进行顺畅、有效的交流。

COURSE DESIGN

- The course is designed by incorporating relevant theories of cognitive psychology and second/foreign language teaching and learning. It adopts the “spiral curriculum” principles, emphasizes the learning of characters and words, and takes advantage of rules of Chinese word formation. It is designed scientifically and logically to enable students to learn and acquire Chinese systematically.
- The course is designed with reference to the preschool and primary school education guidelines of China and other countries. It covers five themes: health, language, society, science and art. There are five units in each book: numbers, me and my family, school life, daily life, and home and community. The contents of the five themes are naturally integrated into the five units of each book. Chinese culture, such as traditional festivals, customs, etc. is introduced throughout the course. In addition, while teaching Chinese, this course strives to promote the development of students' emotion, attitude, ability, knowledge, skills, etc.
- The course consists of two parts: teaching language knowledge and cultivating students' communicative competence. One cannot learn Chinese without learning Chinese characters. As the core of this series, Chinese character teaching dominates the whole course design. The teaching of Chinese characters requires students to recognise and write simple characters from memory, and to recognise, trace and write compound characters. After completing this course, students are able to write a reasonable number of radicals, simple characters and short sentences. The course also focuses on the development of students' listening, speaking and reading skills, and in particular students' ability to communicate smoothly and effectively in real-life situations using the Chinese they have learned.
- The themes and topics of the course have been carefully selected, and the units have been planned holistically. The content setting of this course addresses the same themes and topics within each of the four books, but each with increasing complexity, depth and constant expansion in terms of the scope of vocabulary, content and cultural elements involved. This ensures that students learn new knowledge and skills on the basis of mastering the old.
- The course progresses gradually with the difficulty level of each book being carefully controlled but challenging enough. Each book is naturally connected and transitions smoothly to ensure the steady improvement of students' Chinese level.

课程设计

- 本教材的课程设计借鉴了相关的认知心理学以及第二语言/外语教学的理论，遵循“螺旋式”课程设计和“字词双轨并进”的原则，充分利用汉字构词法的优势，进行科学、合理的编排，使学生能够系统地学习中文。
- 本教材的课程设计参考了中国和海外一些国家的学前、小学教育指引，内容涵盖五个主题：健康、语言、社会、科学和艺术。每一册都有五个单元：数字、我和家人、学校生活、日常生活、家居和社区。五个主题的内容自然地融入每一册的五个单元中。课程中穿插介绍中华文化，如传统节日、习俗等。除此以外，课程在教授中文的同时力求促进学生在情感、态度、能力、知识、技能等各方面的发展。
- 本教材的课程由两部分组成：教授语言知识和培养学生的言语交际能力。中文教学离不开汉字教学。汉字教学是本教材的核心，统领整个课程设计。本教材的汉字教学要求学生能认读、默写独体字，同时要求他们能认读、书写合体字。学完系列课程，学生能写出一定数量的偏旁部首、独体字和短句。同时，本教材也注重学生的听力、口语、阅读技能的训练，特别强调训练学生在现实生活中用中文进行流畅、有效沟通的能力。
- 课程的主题和话题都经过精心遴选，各单元内容整体规划。全套教材的内容设置是一个大循环，而每一册则是一个小循环：虽然相同的主题和话题在每册书对应的单元中重复出现，但对相关话题的讨论逐步深入，涉及的词汇、内容和文化点范围也不断拓展，以确保在循环推进话题的同时，学生能不断获得新的知识和技能。
- 课程难度由浅入深、循序渐进；每册的难度控制得当，各册自然衔接、平稳过渡，确保学生的中文水平稳步提升。

Features of *Easy Steps to Chinese for Kids* (2nd Edition)

- Pinyin is not specifically taught at this stage, but it always appears on top of the characters.
- Each simple character appears in the form of “shape, sound and meaning” and is accompanied with a vivid illustration, in a hope that students have a full understanding of the character learned.
- Strokes, stroke order and the structures of characters are not formally taught, but specially designed exercises are provided in both the Textbook and the Workbook. Each simple character is marked with a stroke order, and students can learn about the structure of a compound character through specifically designed exercises.
- The radical is an important component of most compound characters, and mastering radicals is very helpful for learning Chinese characters. Teaching experiments indicate that it is difficult to teach radicals in lower grades, therefore radicals are introduced starting Book 3. In this way, students can learn new compound characters more easily while reviewing the ones learned in Books 1 and 2.
- New words in each lesson do not appear in the form of a “new word list”. Each new word is introduced with Pinyin and English explanations, while some are accompanied with illustrations.
- Literacy is one of the focuses of this series. When learning the written form of a language, children learn to read first and then write words from memory later. This is how children learn written language. In this series, the learning of new characters, the recurrence of new words and the repetitive exercises are thus designed accordingly.
- Developing children’s listening and speaking skills is of paramount importance when teaching Chinese to children. Although children can acquire pronunciation naturally, teachers should ensure students speak with accurate pronunciation.
- Developing students’ reading skills is an important feature of the second edition. Carefully designed conversations, rhymes, different forms of text and various exercises are provided in both the Textbook and Workbook. There is also a short story with vivid illustrations in every lesson of the workbook. Reading materials in various forms help students accumulate characters, words and short sentences gradually before understanding a text fully.
- Writing begins with writing simple characters, which have fewer strokes, and are easy to write. When learning to write compound characters, tracing them first will increase students’ confidence when writing them later independently.
- Writing down what one says is the primary stage for beginners developing writing skills. Students learn to write words and short sentences before writing continued sentences.

《轻松学中文》(少儿版)(第二版)特色

- 拼音在少儿版学习阶段不专门教授,但始终伴随汉字一起出现。
- 汉字的独体字以“形、音、义”的形式出现,并配以生动形象的图片,使学生对所学汉字有充分的认识。
- 笔画、笔顺及汉字结构不正式教授,但课本和练习册都提供了专门设计的相关练习。每个独体字都标有笔顺。学生通过做特定的练习也会对合体字结构有所认识。
- 偏旁部首是大部分合体字的重要构成部件,掌握偏旁部首对于学习汉字大有帮助。教学实验显示,在低年级教授偏旁部首难度较大,故本教材从第三册开始正式教授偏旁部首,这样学生在复习第一、二册学过的合体字的同时,更容易学会新的合体字。
- 生词不以列“生词表”的形式出现,但每个生字、生词都会标注拼音和英文解释,一部分生词还配有图片。
- 识字是本教材的重点之一。识字在先,默写在后,这是儿童学习书面语的规律。本教材中学习新字和复现、复练新词也按照这一规律进行设计。
- 听说能力的培养是儿童中文教学的重中之重。虽然儿童能够自然习得语音,但老师也要确保学生说中文时发音准确。
- 阅读能力的培养是第二版的重要特色。课本和练习册中有精心设计的对话、儿歌以及各种形式的短文和练习。练习册中每课还特别设计了一个配有连环画的短篇故事。各种形式的阅读材料旨在帮助学生逐步积累字、词和短句,最终实现对文本的充分理解。
- 写字从书写独体字开始,因为独体字笔画较少,容易写。学写合体字时先描红,之后学生独立书写这些字时会更有信心。
- 写话是培养初学者写作技能的基础。学生先学写词语、短句,之后就能用几句话进行简短的书面表达了。

Some major differences between the first and second editions

- Pinyin is not taught in the second edition any more as children have the ability to acquire pronunciation naturally.
- In the second edition, 61 simple characters are formally taught, compared to 28 simple characters in the first edition. Learning simple characters is the “stepping stone” for learning Chinese characters. Once a certain number of simple characters are mastered, students will learn compound characters more easily and confidently. The teacher should encourage students to memorize the pronunciation, shape and meaning of each simple character.
- In the second edition, listening skills are no longer practised separately, but combined with various speaking exercises.
- The second edition puts more emphasis on the integration of language learning with other subjects in primary school. For example, maths is a compulsory subject for primary school students and memorizing the times table is the secret of learning maths well. Learning and memorizing the times table can not only help students master the usage of numbers in Chinese, but also enable them to learn multiplication with more ease. This is killing two birds with one stone and getting twice the result with half the effort.

COURSE PROGRESS

- Each book of this series can be taught within any time span according to students' Chinese proficiency level. Generally speaking, with one Chinese lesson daily, most students will be able to complete one book (i.e. the Textbook and the Workbook) within one academic year.
- In the process of teaching, the teacher should constantly help students review what is covered in the previous teaching in terms of language knowledge and content. Many exercises and activities in this series can be reused. Only through continuous revision and reinforcement can students firmly grasp the knowledge they have learned.
- As the content of this series is continuous and ongoing, teachers can use any book in this series as a starting point based on students' Chinese proficiency level, and adjust the teaching progress accordingly.

Yamin Ma
May 2023, Hong Kong, China

第二版与第一版的主要区别

- 第二版不再在少儿学习阶段教授拼音，因为儿童具备自然习得语音的能力。
- 第二版正式教授了 61 个独体字，而在第一版中只有 28 个。学会独体字是学习汉字的“敲门砖”。一旦掌握了一定数量的独体字，学生再学合体字就更容易、更自信了。老师应鼓励学生熟记每个独体字的发音、字形及字义。
- 第二版中听力练习不再单独设置，而是与各种形式的口语练习相结合，进行听说整体训练。
- 第二版更强调语言学习与小学阶段其他学科的学习有机结合。例如：数学是小学生的必修课，而熟记中文乘法口诀是学好数学的秘诀。学习和熟记乘法口诀不仅能够帮助学生熟练掌握中文的数字用法，还能让学生更容易地学习乘法，真可谓一举两得，事半功倍。

课程进度

- 本教材中的每一册都可以根据学生的中文水平在相应学习阶段内教授。一般情况下，如果每天都有中文课，大部分学生能在一学年内学完一册。
- 在教学过程中，教师要经常帮助学生复习以前学过的语言知识和话题内容。本教材的很多练习和活动都是可以重复使用的。只有不断地复习和强化，学生才能牢固掌握学过的知识。
- 由于本教材的内容是连贯的，教师可以根据学生的中文水平灵活选择系列中某一册作为起点，并随时调整教学进度。

马亚敏
2023年5月于中国香港

目 录

第一单元 Unit 1

第一课 Lesson 1
明天九月六号

你 朋

○ 昨天 明天 对

2

第二课 Lesson 2
今天是我的生日

礼 物

蛋糕 收到 礼物

10

第三课 Lesson 3
我早上七点吃早饭

饭 刻

早上 上午 中午 下午
晚上 早饭 午饭 晚饭

18

第二单元 Unit 2

第四课 Lesson 4
我属蛇

狗 家

属 蛇 鸡 兔 哪年

26

第五课 Lesson 5
我会说英语和中文

说 很

语言 英语 会说
想学 哪国人
中国人 英国人

34

第六课 Lesson 6
我爸爸工作很忙

忙 院

商人 公司 医生
医院 忙 做 工作

42

第三单元 Unit 3

第七课 Lesson 7

我每天早上六点半
起床

起床 上课 课外活动
做作业 睡觉

50

第八课 Lesson 8

我很喜欢运动

运动 跑步 游泳 游泳池
踢足球 打羽毛球

58

第九课 Lesson 9

我可以喝水吗

渴 饿 饱 厕所 可以
行 不行 不可以

66

第四单元 Unit 4

第十课 Lesson 10

我有很多爱好

看书 画画儿 弹钢琴
看动画片 玩儿游戏
爱好 等等

74

第十一课 Lesson 11

我喜欢吃中餐

做饭 中餐 炒饭
炒面 鸡蛋 蒸鱼
包子 饺子 都

82

第十二课 Lesson 12

今天很冷

羽绒服 帽子 围巾
手套 靴子 运动鞋
冷 戴

90

第五单元 Unit 5

第十三课 Lesson 13
我家的房子不大
也不小

房

裙

房子 客厅 厨房
卧室 卫生间 沙发
书架 间 书柜

98

第十四课 Lesson 14
我喜欢小动物

级

短

动物 它们 猫 金鱼
乌龟 圆 还 条

106

第十五课 Lesson 15
我每天骑自行车
上学

铁

路

火车 飞机 公共汽车
出租车 骑 自行车
有时

114

中国文化 Chinese Culture

京剧 Beijing Opera

122

十二生肖 The Twelve Zodiac Animals

124

第二课 今天是我的生日

Let's learn radicals



①

Radical 礻 (shì)

Radical 礼 (lǐ)

gift

Radical 示 (shì)

ritual

②

Radical 物 (wù)

creature;
object

Radical 牛 (niú)

COW



Let's learn new words

02-01



jīn tiān shì wǒ de shēng rì
今天是我的生日。



Sample questions and answers.

nǐ de shēng rì shì jǐ yuè jǐ hào wǒ de shēng rì shì jiǔ yuè sān hào
① 你的生日是几月几号？ 我的生日是九月三号。

jīn tiān shì nǐ de shēng rì ma jīn tiān shì wǒ de shēng rì
② 今天是你的生日吗？ 今天是我的生日。

nǐ chī shēng rì dàn gāo le ma wǒ chī shēng rì dàn gāo le
③ 你吃生日蛋糕了吗？ 我吃生日蛋糕了。

nǐ shōu dào shēng rì lǐ wù le ma wǒ shōu dào le hěn duō shēng rì lǐ wù
④ 你收到生日礼物了吗？ 我收到了很多生日礼物。

Let's practise

1. Match the Chinese with the pictures.

① jīn tiān jiǔ yuè sān hào
今天九月三号。

② jīn tiān shì wǒ de shēng rì
今天是我的生日。

③ wǒ men jīn tiān hěn kāi xīn
我们今天很开心。

④ wǒ chī le shēng rì dàn gāo
我吃了生日蛋糕。

⑤ wǒ shōu dào le hěn duō lǐ wù
我收到了很多礼物。



2. Answer the questions.

① nǐ bà ba de shēng rì shì jǐ yuè jǐ hào nǐ mā ma de shēng rì shì
你爸爸的生日是几月几号？ 你妈妈的生日是

jǐ yuè jǐ hào
几月几号？

② nǐ yǒu dì dì ma tā de shēng rì shì jǐ yuè jǐ hào
你有弟弟吗？ 他的生日是几月几号？

Let's learn the text



02-02

jīn tiān jiǔ yuè sān hào
今天九月三号，

xīng qī tiān jīn tiān shì wǒ de
星期天。今天是我的

shēng rì
生日。



wǒ jīn tiān hěn kāi xīn
我今天很开心。

wǒ chī le shēng rì dàn gāo shōu
我吃了生日蛋糕，收

dào le hěn duō lǐ wù
到了很多礼物。



Answer the questions.

nǐ de shēng rì shì jǐ yuè jǐ hào nǐ zài nǎ lǐ chū shēng
① 你的生日是几月几号？你在哪里出生？


nǐ jīn nián jǐ suì le nǐ shàng jǐ nián jí
② 你今年几岁了？你上几年级？

jīn tiān jǐ yuè jǐ hào xīng qī jǐ
③ 今天几月几号？星期几？

Let's play

INSTRUCTION

The teacher gives the students a dictation of some simple characters learned. Before the dictation, the students have some time to practise writing the characters. After the practice time, one student can be asked to come up to the board and write the simple characters, while the rest of the students write the characters in their exercise books.



Some examples:

- | | | | | | | | | | |
|---|-------------------------|---|-----------------------|---|--------------------|---|-----------------|---|-----------------|
| ① | rén
人
person | ② | kǒu
口
mouth | ③ | xiǎo
小
small | ④ | dà
大
big | ⑤ | rì
日
sun |
| ⑥ | yuè
月
moon; month | ⑦ | tiān
天
sky; day | ⑧ | wáng
王
king | ⑨ | mù
木
wood | ⑩ | hé
禾
crop |

Let's learn the Times Table



yī yī dé yī
一一得一
 $1 \times 1 = 1$

yī èr dé èr
一二得二
 $1 \times 2 = 2$

èr èr dé sì
二二得四
 $2 \times 2 = 4$



Let's review

Match the pictures with the words.

dà
大

xiǎo
小

duō
多

shǎo
少

cháng
长

duǎn
短

zuǒ
左

yòu
右

①



②



③



④



⑤



⑥



⑦



⑧




⑨



⑩



⑪



shàng
上

zhōng
中

xià
下

Let's learn more together

02-03

Look at the pictures and answer the questions.

yǒu jǐ gè rén
① 有几个人?


tā men chī le shén me
② 他们吃了什么?

tā men hē le shén me
③ 他们喝了什么?

dà jiā duì yé ye shuō le shén me
④ 大家对爷爷说了什么?
everyone to say

yé ye shōu dào le shén me lǐ wù
⑤ 爷爷收到了什么礼物?

yé ye qī shí dà shòu
爷爷七十大寿
father's father significant Chinese birthday



máo yī
毛衣



shǒu jī
手机



shū
书

zhù nín jiàn kāng kuài lè
祝您健康快乐!
healthy




cháng shòu miàn
长寿面



xī guā
西瓜



pín guǒ zhī
苹果汁




 It's time to work

Answer the questions according to the calendar.

二〇二三年				九月		
星期天	星期一	星期二	星期三	星期四	星期五	星期六
10	11	12	13	14 (今天)	15	16
17	18	19	20	21	22	23
24	25	26	27	28	29	30
十月 1	2	3	4	5	6	7

jīn nián shì èr líng èr sān nián duì ma
 ① 今年是二〇二三年，对吗？

jīn tiān jǐ yuè jǐ hào xīng qī jǐ
 ② 今天几月几号？星期几？

zuó tiān jǐ hào míng tiān xīng qī jǐ
 ③ 昨天几号？明天星期几？

shí yuè èr hào xīng qī jǐ
 ④ 十月二号星期几？

nǐ de shēng rì zài jiǔ yuè ma nǐ de shēng rì shì jǐ yuè jǐ hào
 ⑤ 你的生日在九月吗？你的生日是几月几号？