

# 编写说明

新丝路“中文+职业技能”系列教材是把中文作为第二语言，结合专业和职业的专门用途、职业用途的中文教材，不是专业理论教材，不是一般意义的通用综合中文教材。本系列教材定位为职场生存中文教材、立体式技能型语言教材。教材研发的目标是既要满足学习者一般中文环境下的基本交际需求，又要满足学习者职业学习需求和职场工作需求。它和普通的国际中文教材的区别不在语法，而在词汇的专门化程度，在中文的用途、使用场合、应用范围。目前，专门用途、职业用途的中文教材在语言分类和研究成果上几近空白，本系列教材的成功研发开创了中文学习的新视野、新领域、新方向，将“中文+职业技能+X等级证书”真正融合，使学习者在学习中文的同时，也可通过实践掌握职业技能，从而获得X等级证书。

## 适用对象

本系列教材将适用对象定位为双零基础（零语言基础、零技能基础）的来华学习中文和先进技能的长期或者短期进修生，可满足初、中、高各层次专业课程的教学需要。教材亦可供海内外相关的培训课程及“走出去”的中资企业培训本土化员工使用。

## 结构规模

本系列教材采取专项语言技能与职业技能训练相结合的中文教学及教材编写模式。教材选择当前热门的物流管理、汽车服务工程技术、电子商务、机电一体化、计算机网络技术、酒店管理等六个专业，培养各专业急需急用的技术岗位人才。每个专业教材均包括初、中、高级三册。每一册都配有专业视频教学资源，还附有“视频脚本”“参考答案”等配套资源。

## 编写理念

本系列教材将词语进行分类，区分普通词语和专业词语，以通用语料为基础，以概念性、行为性词语为主，不脱离职场情境讨论分级，做到控制词汇量，控制工作场景，控制交流内容与方式，构建语义框架。将语言的分级和专业的分级科学地融合，是实现本系列教材成功编写的关键。

## 教材目标

语言技能目标：

初级阶段，能熟练掌握基础通用词语和职场的常用专业词语，能使用简短句子进行简单



的生活及工作交流。中级阶段，能听懂工作场合简单的交谈与发言，明白大意，把握基本情况，能就工作中重要的话题用简单的话与人沟通。高级阶段，能听懂工作场合一般的交谈与发言，抓住主要内容和关键信息，使用基本交际策略与人交流、开展工作，能初步了解与交际活动相关的文化因素，掌握与交际有关的一般文化背景知识，能排除交际时遇到的文化障碍。交际能力层次的递进实现从初级的常规礼节、基本生活及工作的交流能力，到中级的简单的服务流程信息交流能力，最后达到高级的复杂信息的交流和特情处理的能力。

#### 职业技能目标：

以满足岗位需求为目标，将遴选出的当前热门的专业工作岗位分为初、中、高三级。物流管理专业初、中、高级对应的岗位分别是物流员、物流经理、物流总监；汽车服务工程专业初、中、高级对应的岗位分别是汽车机电维修工、汽车服务顾问、技术总监；电子商务专业初、中、高级对应的岗位分别是电子商务运营助理、电子商务运营员、电子商务客服；机电一体化专业初、中、高级对应的岗位分别是机电操作工、机电调整工、机电维修工；计算机网络技术专业初、中、高级对应的岗位分别是宽带运维工程师、网络运维专员、网络管理员；酒店管理专业初、中、高级对应的岗位分别是前厅基层接待员、前厅主管、前厅经理。每个专业分解出三十个工作场景 / 任务，学习者在学习后能够全面掌握此岗位概况及基本程序，实现语言学习和专业操作的双重目标。

#### 编写原则

1. 语言知识技能与专业知识技能并进，满足当前热门的、急需急用的岗位需求。
2. 渐进分化，综合贯通，拆解难点，分而治之。
3. 语言知识与专业知识科学、高效复现，语言技能与专业技能螺旋式上升，职场情境、语义框架、本体输入方式相互配合。
4. 使用大量的图片和视频，实现专业知识和技能呈现形式可视化。
5. 强化专业岗位实操性技能。本系列教材配有专业技术教学的视频，突出展示专业岗位的实操性技能，语言学习难度与技能掌握难度的不匹配可通过实操性强的视频和实训环节来补充。

#### 特色追求

本系列教材从初级最基础的语音知识学习和岗位认知开始，将“中文 + 职业技能”融入在工作场景对话中，把工作分解成一个个任务，用图片认知的方式解决专业词语的认知



问题，用视频展示的方法解决学习者掌握中文词语与专业技能的不匹配问题，注重技能的实操性，注重“在做中学”。每一单元都设置了“学以致用”板块，目的不仅仅是解决本单元任务的词语认知问题，更是将学习的目标放在“能听”“能用”“能模仿说出”上。我们力争通过大量图片的使用和配套视频的展示，将教材打造成立体式、技能型语言教材，方便学习者能够更好地自主学习。

### 使用建议

1. 本系列教材每个专业分为初、中、高级三册，每册10单元，初级每单元建议8～10课时完成，中级10～12课时完成，高级12～14课时完成。
2. 教材注释和说明着力于简明扼要，注重实操性，注重听说技能培养，对于教材涉及的语法知识，教师可视情况予以细化和补充。
3. “单元实训”板块可以在课文和语言点学完之后作为课堂练习使用，建议2课时完成。教师要带着学习者按照实训步骤一步步完成，实训步骤不要求学习者能够看懂，读懂，重要的是教师要引领操作，实现学习者掌握专业技能的目标。
4. “单元小结”板块是对整个单元关键词语和核心内容的总结，对于这部分内容，教师要进行听说练习，以便更好地帮助学习者了解本单元的核心工作任务。
5. 教师上课时要充分利用教材设计的练习，引导学习者多听多练，听说结合，学做合一。
6. 教师要带着学习者熟练诵读课文，要求学习者把每课的关键词语和句子、课堂用语背诵下来。

### 特别感谢

感谢教育部中外语言交流合作中心将新丝路“中文+职业技能”系列教材列为重点研发项目，为我们教材编写增添了动力和责任感。教材编写委员会负责整套教材的规划、设计与编写协调，并先后召开上百次讨论会，对每册教材的课文编写、体例安排、注释说明、练习设计、图片选择、视频制作等进行全方位的评估、讨论和审定。感谢编写委员会成员和所有编者高度的敬业精神、精益求精的编写态度，以及所投入的热情和精力、付出的心血与智慧。感谢关注本系列教材并贡献宝贵意见的国际中文教育教学界专家和全国各地的同人。

新丝路“中文+职业技能”系列教材编写委员会  
2023年4月



## Compilation Instructions

The New Silk Road “Chinese + Vocational Skills” is a series of Chinese textbooks for specialized and vocational purposes that combine professional and vocational technologies with Chinese as a second language. Instead of being specialized theoretical textbooks, nor comprehensive or universal Chinese textbooks in a general sense, this series is intended to be Chinese textbooks for career survival, and three-dimensional skills-based language textbooks. The textbooks are developed with a view of meeting the basic communication needs of learners in general Chinese environment, and their professional learning needs and workplace demands as well. They are different from ordinary Chinese textbooks for foreigners in the degree of specialization of vocabulary, in the purpose, usage occasion, and application scope of Chinese (not in grammar). At present, Chinese textbooks for specialized and vocational purposes are virtually non-existent in terms of language classification and research results, so the successful development of this series has opened up new horizons, new fields and new directions for Chinese learning, and virtually integrated “Chinese + Vocational Skills + X-Level Certificates”, which enables students to practically master vocational skills and obtain X-level certificates while learning Chinese.

### Applicable Targets

This series is targeted at long-term or short-term students who come to China to learn Chinese and advanced skills with zero language basis and zero skill basis, which can meet the teaching needs of elementary, intermediate and advanced specialized courses. This series can also be used for relevant training courses at home and abroad and for Chinese-invested enterprises that “go global” to train local employees.

### Structure and Scale

This series adopts a Chinese teaching and textbook compilation model combining special language skills and vocational skills training. The series includes the textbooks for six popular majors such as logistics management, automotive service engineering technology, e-commerce, mechatronics, computer network, and hotel management to cultivate technical talents in urgent need. The textbooks for each major consist of the textbooks at elementary, intermediate and advanced levels. Each textbook is equipped with professional video teaching resources, and “video scripts”, “reference answers” and other supporting resources as well.



## **Compilation Concept**

This series classifies the vocabulary into general vocabulary and specialized vocabulary. Based on the general vocabulary, they focus on conceptual and behavioral words, not deviating from workplace situations, so as to manage the vocabulary, control the work scenarios and content and means of communication, and build the semantic framework. The integration of language classification and specialty classification in a scientific way is the key to the successful compilation of textbooks.

## **Textbook Objectives**

### **Language Skill Objectives**

For students at the elementary level, they are trained to be familiar with basic general vocabulary and common specialized vocabulary in the workplace, and be able to use short sentences for simple communications in life and at work. For those at intermediate level, they are trained to understand simple conversations and speeches in the workplace, comprehend the main idea, grasp the basic situation, and communicate with others in simple words on important topics at work. For those at the advanced level, they are trained to be able to understand general conversations and speeches in the workplace, grasp the main content and key information, use basic communication strategies to communicate with others and carry out the work, have a preliminary understanding of cultural factors related to communication activities, master the general communication-related cultural background knowledge, and clear cultural barriers encountered during communication. The progression in level of communicative competence helps them to leap forward from routine etiquette, basic communication in life and at work at the elementary level, to simple information exchange of service processes at the intermediate level, and finally to complex information exchange and handling of special circumstances at the advanced level.

### **Vocational Skill Objectives**

To meet job requirements at the elementary, intermediate and advanced levels, the professional positions that are most urgently needed overseas are selected. The positions corresponding to logistics management at the elementary, intermediate and advanced levels are logistics staff, logistics managers and logistics directors; the positions corresponding to automotive service engineering



technology at the elementary, intermediate and advanced levels are automotive electromechanical maintenance staff, automotive service consultants and technical directors; the positions corresponding to e-commerce at the elementary, intermediate and advanced levels are electronic operation assistants, e-commerce operators and e-commerce customer service staff; the positions corresponding to mechatronics at the elementary, intermediate and advanced levels are mechanical and electrical operators, mechanical and electrical adjusters, and mechanical and electrical maintenance staff; the positions corresponding to computer network at the elementary, intermediate and advanced levels are broadband operation and maintenance engineers, network operation and maintenance specialists, and network administrators; the positions corresponding to hotel management at the elementary, intermediate and advanced levels are lobby receptionists, lobby supervisors and lobby managers. Through 30 work scenarios/tasks set for each major, learners can fully grasp the general situation and basic procedures of the position after learning, and achieve the dual goals of language learning and professional operation.

### **Principles of Compilation**

1. Language knowledge skills and professional knowledge skills go hand in hand to meet the demands of current popular and urgently needed job positions;
2. It makes progressive differentiation and comprehensive integration, breaking down, dividing and conquering difficult points;
3. Language knowledge and professional knowledge recur scientifically and efficiently, language skills and professional skills spiral upward, and the situational stage, semantic framework, and ontology input methods cooperate with each other;
4. Professional knowledge and skills are visualized, using a lot of pictures and videos;
5. It strengthens the practical skills in professional positions. This series of textbooks is equipped with videos of professional technical training, highlighting the practical skills for professional positions. It addresses the mismatch between the difficulty of language learning and that of mastering skills by supplementing with practical videos and practical trainings.

### **Characteristic Pursuit**

Starting from the basic phonetic knowledge learning and job cognition at the elementary



level, this series integrates “Chinese + Vocational Skills” into the working scene dialogues, breaking down the job into various tasks, solving lexical cognition problems by means of picture cognition, solving the problem of the mismatch between learners’ mastery of Chinese vocabulary and professional skills by means of displaying videos, stressing the practicality of skills, and focusing on “learning by doing”. Each unit has a “Practicing What You Have Learnt” module, which not only solves the problem of lexical cognition of this unit, but also takes “being able to comprehend”, “being able to use” and “being able to imitate” as the learning objectives. We strive to use a large number of pictures and display supporting videos to build the textbooks into three-dimensional skills-based language teaching materials, so that learners can learn more independently.

### **Recommendations for Use**

1. Each major of this series consists of three volumes at the elementary, intermediate, and advanced levels, with 10 units in each volume. For each unit, it is recommended to allocate 8-10 class hours for the elementary level, 10-12 class hours for the intermediate level, and 12-14 class hours for the advanced level.

2. The notes and explanations in the textbooks focus on conciseness, practicality, and the training of listening and speaking skills. The grammar knowledge involved in the textbook can be detailed and supplemented by teachers as the case may be.

3. “Unit Practical Training” can be used as a classroom exercise after the texts and language points, preferably to be completed in two class hours. Teachers should guide students to complete the training tasks step by step. Students are not required to read and understand the training steps. It is important that teachers guide students to achieve the goal of mastering professional skills.

4. “Unit Summary” summarizes the keywords and core content of the entire unit. Through listening and speaking exercises, this part can better help learners understand the core tasks of this unit.

5. Teachers should make full use of the exercises designed in the textbooks during class, and guide the learners to listen more and practice more, combine listening and speaking, and integrate learning with practice.



6. Teachers should lead learners to proficiently read the texts aloud, asking them to recite the keywords, sentences and classroom expressions in each unit.

### **Acknowledgements**

We are grateful to the Center for Language Education and Cooperation of the Ministry of Education for listing the New Silk Road “Chinese + Vocational Skills” series as a key research and development project, which adds motivation and a sense of responsibility to our textbook compilation. The Textbook Compilation Committee is responsible for the planning, design, compilation and coordination of the entire set of textbooks, and has held hundreds of seminars to conduct a comprehensive evaluation, discussion, examination and approval of text compilation, style arrangement, notes and explanations, exercise design, picture selection, and video production of each textbook. We are indebted to the members of the Compilation Committee and all compilers for their professional dedication, unwavering pursuit of perfection in the compilation, as well as their enthusiasm, hard work and wisdom. We are thankful to the experts in international Chinese language education and colleagues from all over the country who have kept a close eye on this series and contributed their valuable opinions.

Compilation Committee of New Silk Road “Chinese + Vocational Skills” Series  
April 2023



# CONTENTS

## 目录

<b>第一单元 认识网络设备 Learning about Network Equipment</b>	<b>1</b>
<b>第一部分 语音 Phonetic Learning</b>	<b>2</b>
一、语音知识 Knowledge about Phonetics	2
1. 声母和韵母 (1) Initials and finals (1)	2
声母表 Table of initials	
韵母表 Table of finals	
2. 声调图 Figure of tones	3
二、语音练习 Phonetic Exercises	3
<b>第二部分 课文 Texts</b>	<b>4</b>
一、热身 Warm-up	4
二、课文 Texts	5
三、视听说 Viewing, Listening & Speaking	7
四、学以致用 Practicing What You Have Learnt	8
<b>第三部分 课堂用语 Classroom Expressions</b>	<b>9</b>
<b>第四部分 单元实训 Unit Practical Training</b>	<b>9</b>
认识网络设备 Learning about Network Devices	9
<b>第五部分 单元小结 Unit Summary</b>	<b>11</b>

<b>第二单元 使用网线 Using the Network Cable</b>	<b>13</b>
<b>第一部分 语音 Phonetic Learning</b>	<b>14</b>
一、语音知识 Knowledge about Phonetics	14
1. 音节 Syllables	14
2. 声母和韵母 (2) Initials and finals (2)	15
声母 Initials: b p m f d t n l g k h	
开口呼韵母 Open-mouth finals	
3. 声调 Tones	15
二、语音练习 Phonetic Exercises	15
<b>第二部分 课文 Texts</b>	<b>16</b>
一、热身 Warm-up	16
二、课文 Texts	17



三、视听说 Viewing, Listening & Speaking	20
四、学以致用 Practicing What You Have Learnt	21
第三部分 课堂用语 Classroom Expressions	21
第四部分 单元实训 Unit Practical Training	22
制作一根交叉线 Making a Crossover Cable	22
第五部分 单元小结 Unit Summary	23

## 第三单元 使用光纤 Using the Optical Fiber 25

第一部分 语音 Phonetic Learning	26
一、语音知识 Knowledge about Phonetics	26
1. 声母和韵母 (3) Initials and finals (3)	26
声母 Initials: zh ch sh r z c s	
合口呼韵母 Closed-mouth finals	
2. 轻声 Neutral tone	27
二、语音练习 Phonetic Exercises	27
第二部分 课文 Texts	27
一、热身 Warm-up	27
二、课文 Texts	28
三、视听说 Viewing, Listening & Speaking	31
四、学以致用 Practicing What You Have Learnt	32
第三部分 课堂用语 Classroom Expressions	32
第四部分 单元实训 Unit Practical Training	33
光纤跳线的插接 Insertion of the Fiber-Optic Patch Cord	33
第五部分 单元小结 Unit Summary	34

## 第四单元 网络地址 Network Address 35

第一部分 语音 Phonetic Learning	36
一、语音知识 Knowledge about Phonetics	36
声母和韵母 (4) Initials and finals (4)	36
声母 Initials: j q x	
齐齿呼、撮口呼韵母 Even-teeth finals and round-mouth finals	36
二、语音练习 Phonetic Exercises	37
第二部分 课文 Texts	38
一、热身 Warm-up	38
二、课文 Texts	39



三、视听说 Viewing, Listening & Speaking	42
四、学以致用 Practicing What You Have Learnt	42
第三部分 课堂用语 <b>Classroom Expressions</b>	43
第四部分 单元实训 <b>Unit Practical Training</b>	43
静态 IP 地址的设置 Setting the Static IP Address	44
第五部分 单元小结 <b>Unit Summary</b>	44

## 第五单元 宽带上网 Broadband Internet Access 47

第一部分 语音 <b>Phonetic Learning</b>	48
一、语音知识 Knowledge about Phonetics	48
1. 拼写规则 (1) Spelling rules (1)	48
2. 三声变调 Third-tone sandhi	48
3. “不”的变调 Tone sandhi of “不”	48
二、语音练习 Phonetic Exercises	49
第二部分 课文 <b>Texts</b>	49
一、热身 Warm-up	49
二、课文 Texts	50
三、视听说 Viewing, Listening & Speaking	53
四、学以致用 Practicing What You Have Learnt	54
第三部分 课堂用语 <b>Classroom Expressions</b>	55
第四部分 单元实训 <b>Unit Practical Training</b>	55
安装宽带网络 Installing Broadband	56
第五部分 单元小结 <b>Unit Summary</b>	57

## 第六单元 组建无线网络 Setting up a Wireless Network 59

第一部分 语音 <b>Phonetic Learning</b>	60
一、语音知识 Knowledge about Phonetics	60
拼写规则 (2) Spelling rules (2)	60
二、语音练习 Phonetic Exercises	60
第二部分 课文 <b>Texts</b>	61
一、热身 Warm-up	61
二、课文 Texts	62
三、视听说 Viewing, Listening & Speaking	65
四、学以致用 Practicing What You Have Learnt	66
第三部分 课堂用语 <b>Classroom Expressions</b>	67



第四部分 单元实训	<b>Unit Practical Training</b>	67
配置无线网络	Configuring a Wireless Network	67
第五部分 单元小结	<b>Unit Summary</b>	68

## 第七单元 计算机上网设置 Setting the Computer Internet Access 71

第一部分 语音	<b>Phonetic Learning</b>	72
一、语音知识	Knowledge about Phonetics	72
1. 拼写规则 (3)	Spelling rules (3)	72
2. “一”的变调	Tone sandhi of “一”	72
二、语音练习	Phonetic Exercises	72
第二部分 课文	<b>Texts</b>	73
一、热身	Warm-up	73
二、课文	Texts	75
三、视听说	Viewing, Listening & Speaking	78
四、学以致用	Practicing What You Have Learnt	79
第三部分 课堂用语	<b>Classroom Expressions</b>	80
第四部分 单元实训	<b>Unit Practical Training</b>	81
获取动态 IP 地址	Obtaining a Dynamic IP Address	81
第五部分 单元小结	<b>Unit Summary</b>	82

## 第八单元 网络测试 Network Testing 85

第一部分 语音	<b>Phonetic Learning</b>	86
一、语音知识	Knowledge about Phonetics	86
1. 拼写规则 (4)	Spelling rules (4)	86
2. 儿化	Erhua	86
二、语音练习	Phonetic Exercises	87
第二部分 课文	<b>Texts</b>	87
一、热身	Warm-up	87
二、课文	Texts	88
三、视听说	Viewing, Listening & Speaking	91
四、学以致用	Practicing What You Have Learnt	92
第三部分 课堂用语	<b>Classroom Expressions</b>	93
第四部分 单元实训	<b>Unit Practical Training</b>	93
使用网络测试命令	Using Network-Testing Commands	93
第五部分 单元小结	<b>Unit Summary</b>	95



## 第九单元 绘制网络拓扑图 Drawing a Network Topology Diagram 97

第一部分 语音 <b>Phonetic Learning</b>	98
一、语音知识 Knowledge about Phonetics	98
拼写规则 (5): 隔音符号的用法	98
Spelling rules (5): the usage of the syllable-dividing mark	
二、语音练习 Phonetic Exercises	98
第二部分 课文 <b>Texts</b>	99
一、热身 Warm-up	99
二、课文 Texts	100
三、视听说 Viewing, Listening & Speaking	103
四、学以致用 Practicing What You Have Learnt	104
第三部分 课堂用语 <b>Classroom Expressions</b>	105
第四部分 单元实训 <b>Unit Practical Training</b>	105
绘制网络拓扑图 Drawing a Network Topology Diagram	105
第五部分 单元小结 <b>Unit Summary</b>	107

## 第十单元 网络仿真 Network Simulation 109

第一部分 语音 <b>Phonetic Learning</b>	110
一、语音知识 Knowledge about Phonetics	110
声调的标写 Marking of tones	110
二、语音练习 Phonetic Exercises	110
第二部分 课文 <b>Texts</b>	111
一、热身 Warm-up	111
二、课文 Texts	112
三、视听说 Viewing, Listening & Speaking	115
四、学以致用 Practicing What You Have Learnt	116
第三部分 课堂用语 <b>Classroom Expressions</b>	117
第四部分 单元实训 <b>Unit Practical Training</b>	117
网络模拟器的使用 Using a Network Simulator	117
第五部分 单元小结 <b>Unit Summary</b>	118

## 附录 Appendix 121

词汇总表 <b>Vocabulary</b>	121
视频脚本 <b>Video Scripts</b>	130
参考答案 <b>Keys</b>	136



# 1

Rènshi wǎngluò shèbèi

## 认识网络设备

## Learning about Network Devices

Cháng yòng de wǎngluò shèbèi bāokuò diànnǎo, jiāohuànjī, lùyóuqì, fúwùqì děng,  
常用的网络设备包括电脑、交换机、路由器、服务器等，  
kànkàn tāmen zhījiān shì rúhé liánjiē qǐlái gōngzuò de.  
看看它们之间是如何连接起来工作的。

Common network devices include the computer, switch, router, server, etc.

Let's take a look at how they connect and work together.





题解 Introduction

1. 学习内容：网络设备的基本功能及其在网络中的作用。  
Learning content: The basic functions of network devices and the role each device plays in the network.
2. 知识目标：学习声母、韵母和声调概貌，学习与网络设备相关的核心词语及表达。  
Knowledge target: Learn the basic knowledge of initials, finals and tones; master the key words and expressions related to network devices.
3. 技能目标：不同场景下，能准确判断和选择使用什么类型的交换机、网卡和路由器。  
Skill target: Be able to accurately judge and choose the proper types of switches, network interface cards (NICs) and routers according to different scenarios.

第一部分 Part 1

语音 Phonetic Learning

一、语音知识 yǔyīn zhīshi Knowledge about Phonetics

1. 声母和韵母 ( 1 ) Initials and finals (1)

( 1 ) 声母表 Table of initials

声母 Initials	国际音标 International Phonetic Alphabet	声母 Initials	国际音标 International Phonetic Alphabet	声母 Initials	国际音标 International Phonetic Alphabet
b	[p]	g	[k]	zh	[tʂ]
p	[p <sup>h</sup> ]	k	[k <sup>h</sup> ]	ch	[tʂ <sup>h</sup> ]
m	[m]	h	[x]	sh	[ʃ]
f	[f]	j	[tɕ]	r	[ʒ]
d	[t]	q	[tɕ <sup>h</sup> ]	z	[ts]
t	[t <sup>h</sup> ]	x	[ɕ]	c	[ts <sup>h</sup> ]
n	[n]			s	[s]
l	[l]				

( 2 ) 韵母表 Table of finals

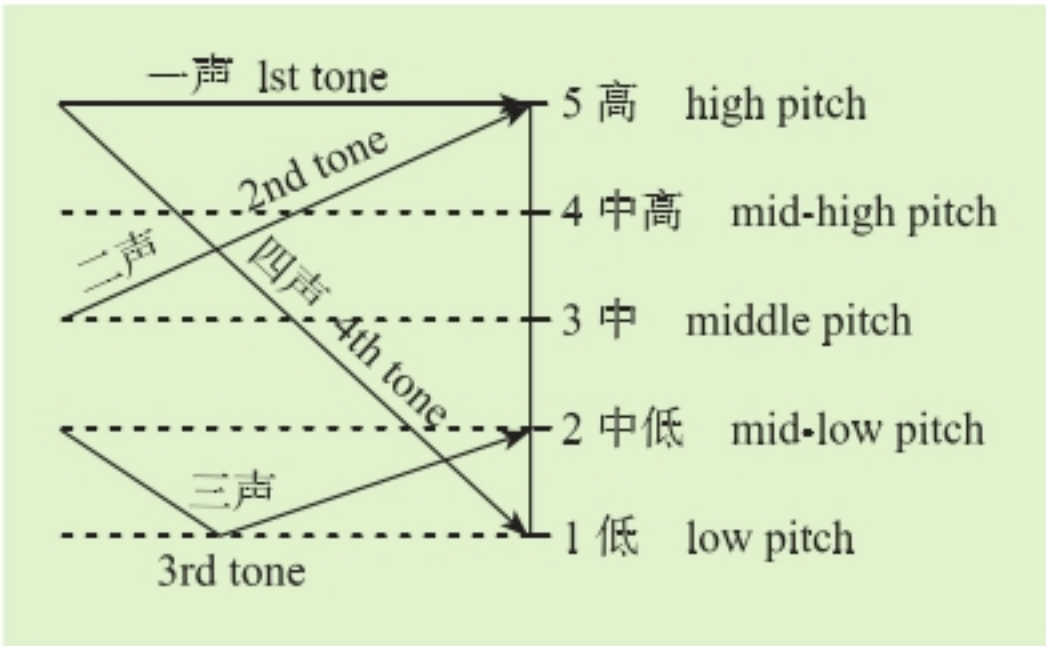
韵母 Finals	开口呼韵母 Open-mouth finals	齐齿呼韵母 Even-teeth finals	合口呼韵母 Closed-mouth finals	撮口呼韵母 Round-mouth finals
单韵母 Single Finals	·i[ɿ]、·i[ʅ]	l[i]	u[u]	ü[y]
	a[ʌ]	ia[iʌ]	ua[uʌ]	
	o[o]		uo[uo]	



(续表)

韵母 Finals	开口呼韵母 Open-mouth finals	齐齿呼韵母 Even-teeth finals	合口呼韵母 Closed-mouth finals	撮口呼韵母 Round-mouth finals
单韵母 Single Finals	e[ɤ]			
	er[ər]	ie[iɛ]		üe[yɛ]
复韵母 Compound Finals	ai[ai]		uai[uai]	
	ei[ei]		uei[uei]	
	ao[au]	iao[iau]		
	ou[ou]	iou[iou]		
鼻韵母 Finals with a Nasal Consonant or Consonants	an[an]	ian[iɛn]	uan[uan]	üan[yan]
	en[ən]	in[in]	uen[uən]	ün[yn]
	ang[aŋ]	iang[iaŋ]	uang[uaŋ]	
	eng[əŋ]	ing[iŋ]	ueng[uəŋ]	
			ong[uŋ]	long[yŋ]

## 2. 声调图 Figure of the tones



## 二、语音练习 yǔyīn liànxí Phonetic Exercises

### 1. 声韵调拼读 Spell and read.

b + ō = bō	b + ó = bó	b + ǒ = bǒ
b + ò = bò	d + ī = dī	d + í = dí
d + ǐ = dǐ	d + ì = dì	f + ā = fā
f + á = fá	f + ǎ = fǎ	f + à = fà

### 2. 读一读 Let's read.

túdì ① 徒弟	shīfu ② 师傅	bǐjìběn ③ 笔记本	diànnǎo ④ 电脑
--------------	---------------	------------------	-----------------



⑤ 台式  
tái shì⑥ 主机  
zhǔ jī⑦ 显示器  
xiǎn shì qì⑧ 键盘  
jiàn pán⑨ 鼠标  
shǔ biāo⑩ 高速  
gāo sù⑪ 便捷  
biàn jié⑫ 稳定  
wěn dìng

## 第二部分 Part 2

## 课文 Texts

## 一、热身 rèshēn Warm-up

1. 给词语选择对应的图片。 Match the pictures with corresponding words.



A.



B.



C.




D.

① 服务器  
fú wù qì  
server② 交换机  
jiāo huàn jī  
switch③ 电脑  
diàn nǎo  
computer④ 路由器  
lù yóu qì  
router

2. 观看介绍交换机的视频，将图片与其对应的交换机类型连线。


Watch the video about switches and match the pictures with the corresponding types of switches.

A. ① 二十四口  
èr shí sì kǒu  
24 portsB. ② 四十八口  
sì shí bā kǒu  
48 portsC. ③ 八口  
bā kǒu  
8 portsD. ④ 十六口  
shí liù kǒu  
16 ports



## 二、课文 kèwén Texts

A 01-01



túdì: Shīfu, zhè shì shénme?  
徒弟：师傅，这是什么？

shīfu: Zhè shì bǐjìběn diànnǎo.  
师傅：这是笔记本电脑。

túdì: Nà shì shénme?  
徒弟：那是什么？

shīfu: Nà shì táishì diànnǎo.  
师傅：那是台式电脑。



### 译文 yìwén Text in English

Apprentice: Hello, Master! What's this?

Master: This is a laptop.

Apprentice: What's that?

Master: That's a desktop computer.

### 普通词语 pǔtōng cíyǔ General Vocabulary

01-02

1. 这	zhè	pron.	this
2. 是	shì	v.	be
3. 什么	shénme	pron.	what
4. 那	nà	pron.	that

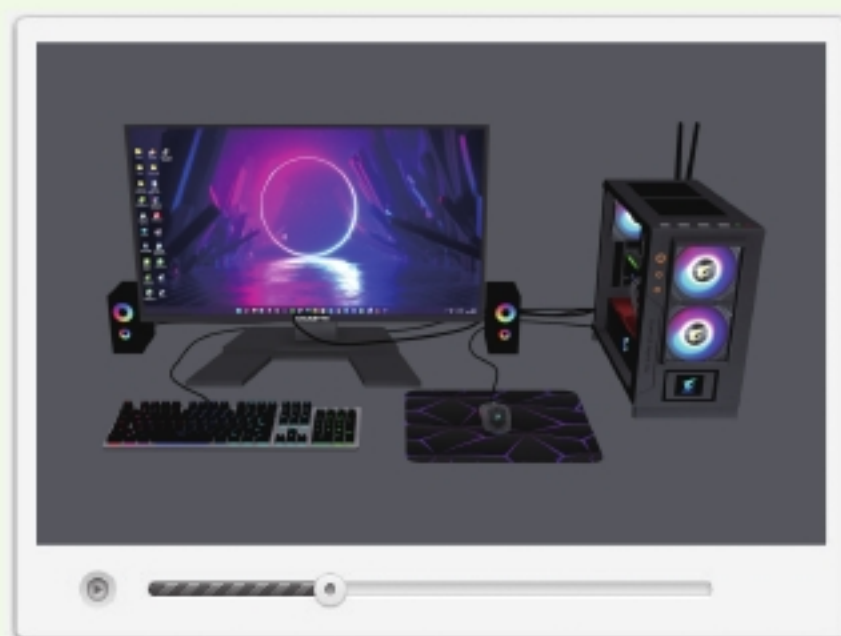


## 专业词语 zhuānyè cíyǔ Specialized Vocabulary

01-03

1. 徒弟	túdì	n.	apprentice
2. 师傅	shīfu	n.	master
3. 笔记本	bǐjìběn	n.	laptop
4. 电脑	diànnǎo	n.	computer
5. 台式	táishì	adj.	desktop

B 01-04



túdì: Qǐngwèn diànnǎo yìbān yóu nǎxiē bùfēn zǔchéng ne?  
徒弟：请问 电脑一般由哪些部分组成呢？

shīfu: Diànnǎo yìbān yóu zhǔjī, xiǎnshìqì, jiànpán hé shǔbiāo děng zǔchéng.  
师傅：电脑一般由主机、显示器、键盘和鼠标等组成。



## 译文 yìwén Text in English

Apprentice: What does a computer consist of?

Master: A computer usually consists of a host system unit, a monitor, a keyboard, a mouse, and so on.

## 普通词语 pǔtōng cíyǔ General Vocabulary

01-05

1. 请问	qǐngwèn	v.	excuse me, may I ask
2. 一般	yìbān	adv.	usually, generally

3. 由	yóu	prep.	by
4. 哪些	nǎxiē	pron.	which ones
5. 部分	bùfen	n.	part
6. 组成	zǔchéng	v.	consist of
7. 呢	ne	part.	used at the end of an interrogative sentence
8. 和	hé	conj.	and
9. 等	děng	part.	and so on, etc.

### 专业词语 zhuānyè cíyǔ Specialized Vocabulary



01-06

1. 主机	zhǔjī	n.	host
2. 显示器	xiǎnshìqì	n.	monitor
3. 键盘	jiànpán	n.	keyboard
4. 鼠标	shǔbiāo	n.	mouse

## 三、视听说 shì-tīng-shuō Viewing, Listening & Speaking

1. 观看介绍网卡的视频，将网卡与它们的特点连线。 Watch the video about network interface cards, and match the NICs with the corresponding characteristics.



gāosù  
A. 高速  
high-speed

biànjié  
B. 便捷  
convenient

wěndìng  
C. 稳定  
stable

fúwùqì wǎngkǎ  
① 服务器网卡  
server NIC



yǒuxiàn wǎngkǎ  
② 有线网卡  
wired NIC



wúxiàn wǎngkǎ  
③ 无线网卡  
wireless NIC





## 2. 说一说 Let's talk.

请说出各种网卡的名称和主要优势。

Please tell the names and main advantages of various NICs.

## 四、学以致用 xuéyǐzhìyòng Practicing What You Have Learnt

观看介绍路由器类型的视频，判断各个地方应该选择使用什么类型的路由器，并将它们连线。


Watch the video about the router types, judge which types of routers should be used in places, and match the places with the corresponding routers.



A.



B.



C.



D.



E.

① gǔgànjí lùyóuqì  
骨干级路由器  
backbone router



② qǐyèjí lùyóuqì  
企业级路由器  
enterprise-router



③ jiērùjí lùyóuqì  
接入级路由器  
access-router



## 补充专业词语 bǔchōng zhuānyè cíyǔ Supplementary Specialized Vocabulary

01-07

1. 高速	gāosù	adj.	high-speed
2. 便捷	biànjié	adj.	convenient
3. 稳定	wěndìng	adj.	stable

4.	服务器网卡	fúwùqì wǎngkǎ	phr.	server NIC
5.	有线网卡	yǒuxiàn wǎngkǎ	phr.	wired NIC
6.	无线网卡	wúxiàn wǎngkǎ	phr.	wireless NIC
7.	骨干级路由器	gǔgànjí lùyóuqì	phr.	backbone router
8.	企业级路由器	qǐyèjí lùyóuqì	phr.	enterprise router
9.	接入级路由器	jiērùjí lùyóuqì	phr.	access router

### 第三部分 Part 3

#### 课堂用语 Classroom Expressions

- ① 你好。Nǐ hǎo. Hello.
- ② 现在上课。Xiànzài shàngkè. Class begins.
- ③ 现在下课。Xiànzài xiàkè. Class is over.

### 第四部分 Part 4

#### 单元实训 Unit Practical Training



#### 认识网络设备 rènshi wǎngluò shèbèi Learning about Network Devices

##### 实训目的 Training purpose

认识常用的网络设备，了解它们的工作过程，培养团队合作精神和竞争意识。

Learn about common network devices and their working process, and cultivate the spirit of teamwork and awareness of competition.

##### 实训组织 Training organization

每组 3 ~ 5 人，选出一个组长。

Students work in groups of 3-5. Each group chooses a group leader.



## 实训内容 Training content

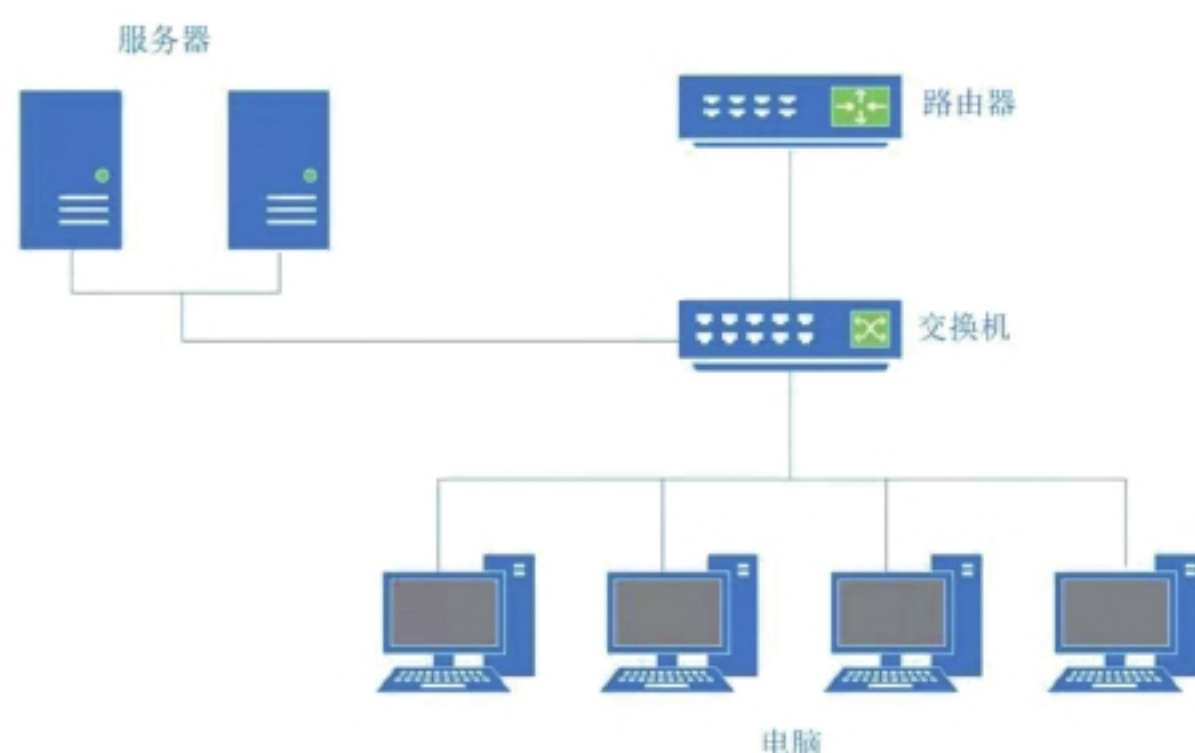
认识常用网络设备。

Getting to know common network devices.

## 实训步骤 Training steps

- ① 在计算机机房认识本单元学习的网络设备——电脑的基本组成部分、交换机、路由器、网卡、服务器，并了解它们的工作过程。

Recognize the network devices learnt in this unit in the computer room: basic components of the computer, switch, router, NIC, server, and learn about their working process.



- ② 将参加实训的人员分成若干小组，每组 3 ~ 5 人。

Divide the students into groups of 3-5.

- ③ 宣布比赛规则及要求：比赛题目分为必答题与抢答题两部分，每部分各 5 题，每题 10 分，共 100 分。小组成员需在 15 秒内说出图片上设备的名字，每题答对，得 10 分，答错或不答得 0 分。

Announce the rules and requirements of the competition: The competition consists of 5 required questions and 5 rapid-fire questions with 10 points for each question, totaling 100 points. For each question, the group members are required to speak out the name of the device in the picture within 15 seconds. For a correct answer, the group will get 10 points, while for a wrong answer or no answer, the group will get 0 point.

- ④ 开始比赛。

The competition begins.

- ⑤ 计算每组得分。

Calculate the scores for each group.

- ⑥ 学员总结，教师总评。

The students make a summary and the teacher comments on the training.

## 第五部分 Part 5

## 单元小结 Unit Summary

cíyǔ  
词语  
Vocabulary

## 普通词语 General Vocabulary

1.	这	zhè	pron.	this
2.	是	shì	v.	be
3.	什么	shénme	pron.	what
4.	那	nà	pron.	that
5.	请问	qǐngwèn	v.	excuse me, may I ask
6.	一般	yìbān	adv.	usually, generally
7.	由	yóu	prep.	by
8.	哪些	nǎxiē	pron.	which ones
9.	部分	bùfen	n.	part
10.	组成	zǔchéng	v.	consist of
11.	呢	ne	part.	used at the end of an interrogative sentence
12.	和	hé	conj.	and
13.	等	děng	part.	and so on, etc.

## 专业词语 Specialized Vocabulary

1.	徒弟	túdì	n.	apprentice
2.	师傅	shīfu	n.	master
3.	笔记本	bǐjìběn	n.	laptop
4.	电脑	diànnǎo	n.	computer
5.	台式	táishì	adj.	desktop
6.	主机	zhǔjī	n.	host
7.	显示器	xiǎnshìqì	n.	monitor
8.	键盘	jiànpán	n.	keyboard
9.	鼠标	shǔbiāo	n.	mouse

## 补充专业词语 Supplementary Specialized Vocabulary

1.	高速	gāosù	adj.	high-speed
2.	便捷	biànjié	adj.	convenient
3.	稳定	wěndìng	adj.	stable
4.	服务器网卡	fúwùqì wǎngkǎ	phr.	server NIC
5.	有线网卡	yǒuxiàn wǎngkǎ	phr.	wired NIC



cíyǔ <b>词语</b> Vocabulary	6. 无线网卡	wúxiàn wǎngkǎ	phr.	wireless NIC
	7. 骨干级路由器	gǔgànjí lùyóuqì	phr.	backbone router
	8. 企业级路由器	qǐyèjí lùyóuqì	phr.	enterprise router
	9. 接入级路由器	jiērùjí lùyóuqì	phr.	access router
jùzi <b>句子</b> Sentences	1. 这 / 那是什么? 2. 电脑有笔记本电脑和台式电脑。 3. 电脑一般由主机、显示器、键盘和鼠标等组成。 4. 网卡一般有有线网卡、无线网卡、服务器网卡等类型。 5. 路由器从功能上可以划分为骨干级、企业级和接入级三种类型。			