

Hànyǔ

Pīnyīn

Rùmén

# 汉语拼音入门

练习册

Introduction to Standard Chinese Pinyin System Workbook

Helen H. Shen (沈禾玲) Yunong Zhou (周虞农) 编著

第2版 2nd Edition



北京语言大学出版社  
BEIJING LANGUAGE AND CULTURE  
UNIVERSITY PRESS

<https://www.purpleculture.net>

# 使用指南

《汉语拼音入门》(第2版)练习册紧密配合课本内容,涵盖了课本第二课到第十课的拼音练习,可以让学习者对学过的拼音进行进一步复习和强化提高。练习步骤由热身活动开始,先帮助学习者回顾课堂上学习的知识重点,再开展多层次的练习,帮助学生巩固所学的拼音知识。练习册的每一课都有五页到八页,其中第一页供学习者查看本课标题并填写姓名、班级等信息,同时,学习者可以扫描页面上的二维码在线收听本课练习题的录音。在完成每课的拼音练习之后,学习者可以将该课完整撕下并上交给老师批改。练习册最后配有参考答案,便于自学者使用。

《汉语拼音入门》(第2版)练习册是对第1版的修订。第1版由蔡真慧设计,第2版尊重她本人的意愿,不将其列为作者。我们在此衷心感谢她的奉献。

## 《汉语拼音入门》(第2版)练习册特点介绍

在练习内容的选择上,本练习册以海外大学一年级中文课将学到的单音节为主,再扩展至包含所学拼音的复合音节,因此在练习过程中,学生不仅学习了汉语拼音知识,还能对即将学习的汉语音节做有效的重点预习。本练习册的特点是通过由收到放、循序渐进的复习活动,使学生能逐步巩固每个单元的拼音知识。练习主要流程如下:

# How to Use the Workbook

This workbook, strictly in line with the contents of the textbook, consists of Pinyin exercises covering Lessons 2–10 in the textbook. The aim is to help learners review and reinforce what they have learned in class. The Pinyin exercises begin with a warm-up which helps review the highlights of the lesson followed by a variety of tasks to reinforce the Pinyin knowledge that has been imparted. Each lesson consists of a cover and a few pages of Pinyin exercises. Learners can also scan the QR code on the cover of each lesson to listen to the audio recordings. After completing the exercises in each lesson, learners can detach the entire lesson including the cover and submit it to the instructor. An answer key can be found at the end of the workbook for independent learners' reference.

This is the revised edition of the workbook. The first edition was designed by Chen-Hui Tsai. Though, at her own request, Chen-Hui Tsai is not listed as an author of the second edition, we are grateful for her contribution.

## **The Characteristics of the Workbook**

Most of the exercises presented in the workbook focus on monosyllables that are to be learned in the first-year Chinese class in overseas universities and extend to compound syllables containing syllables that have been learned. Therefore, through practice, students can not only learn and master the Pinyin system, but can also have an effective preview of the Chinese syllables to be learned. This workbook helps learners master the Pinyin knowledge in each unit in a step-by-step way as follows.



# 目录

CONTENTS

第二课	Lesson 2	1
单韵母	Simple Finals: a o e er i u ü	
声母	Initials: b p m f	
第三课	Lesson 3	7
声母	Initials: d t n l g k h j q x	
第四课	Lesson 4	13
声母	Initials: z c s zh ch sh r	
第五课	Lesson 5	19
声调	Tones	
第六课	Lesson 6	25
复元音韵母	Finals / Compound Vowels: ai ei ao ou ia ie ua uo üe	
第七课	Lesson 7	31
复元音韵母	Finals / Compound Vowels: iao iou (iu) uai uei (ui)	
第八课	Lesson 8	37
前鼻韵母	Front Nasal Finals: an en in ün ian uan üan uen (un)	
第九课	Lesson 9	43
后鼻韵母	Back Nasal Finals: ang eng ing ong iang uang iong ueng	
第十课	Lesson 10	49
汉语音节	Chinese Syllables	
参考答案	Answer Key	57

# 汉语拼音入门 (第2版)

INTRODUCTION TO STANDARD CHINESE PINYIN SYSTEM (2nd Edition)

## 练习册

WORKBOOK

### 第二课

### Lesson 2

单韵母 Simple Finals:

a o e er i u ü

声母 Initials: b p m f



Audio

Name: \_\_\_\_\_

Class: \_\_\_\_\_

Grade: \_\_\_\_\_

Score: \_\_\_\_\_

## Warm-up





热身活动：请听录音，复习课上所学的单韵母和声母。

Listen to the recording and review the simple finals and initials learned in class.

### 单韵母 Simple Finals

1	2	3	4	5	6	7
a	o	e	er	i	u	ü
						
啊 à	哦 ò	鹅 é	耳 ěr	衣 yī	屋 wū	鱼 yú
ah	oh	goose	ear	clothes	house	fish

### 声母 Initials








1	2	3	4
b	p	m	f
			
波 bō	坡 pō	墨 mò	佛 fó
wave	slope	ink	Buddha

## Part 1





请听录音，将图片与对应的韵母 / 声母用线连起来。(11 分)

Listen to the recording and draw a line to link each picture with the corresponding simple final or initial. (11 points)

### 单韵母 Simple Finals

1	2	3	4	5	6	7
						
•	•	•	•	•	•	•
•	•	•	•	•	•	•
a	i	e	ü	er	u	o

### 声母 Initials

1	2	3	4
			
•	•	•	•
•	•	•	•
p	b	f	m

## Part 2

圈出听到的声母或韵母。(10分)

Circle the initial or final you hear. (10 points)

- |       |   |   |       |    |   |
|-------|---|---|-------|----|---|
| 1. e  | o | a | 2. u  | i  | u |
| 3. er | i | ü | 4. e  | er | u |
| 5. u  | e | i | 6. a  | o  | u |
| 7. e  | a | ü | 8. b  | m  | p |
| 9. m  | f | p | 10. b | m  | f |

## Part 3

请注意听录音，圈出与所给声母或韵母一致的选项。(5分)

Listen to the recording carefully and circle the option that matches the given simple final or initial. (5 points)

- |      |     |     |     |      |     |     |     |
|------|-----|-----|-----|------|-----|-----|-----|
| 1. o | (1) | (2) | (3) | 2. u | (1) | (2) | (3) |
| 3. e | (1) | (2) | (3) | 4. i | (1) | (2) | (3) |
| 5. b | (1) | (2) | (3) |      |     |     |     |

## Part 4

根据听到的音节，选出正确的声母填在空格里。(5分)

Choose the correct initial to fill in each blank according to the syllable you hear. (5 points)

- |            |          |            |          |
|------------|----------|------------|----------|
| 1. _____ a | (p    b) | 2. _____ o | (m    f) |
| 3. _____ i | (p    m) | 4. _____ u | (m    b) |
| 5. _____ u | (b    f) |            |          |