

使用说明

本教材是为初学汉语的外国人编写的汉字入门教材。我们认为外国人初学汉字，识字数量和速度并不重要，最重要的是获得清晰稳定的汉字基本概念。因此本教材重在用学生听得懂的语言介绍汉字基本概念，同时关注汉字与汉语的关系。我们希望教材使用者通过本教材的学习，掌握汉字基础知识，学会分析汉字，为日后的汉字学习实现归属同化。

为降低教材难度，本教材课文分析的汉字和练习中的绝大部分汉字，严格控制在“用字总表”（最高频 200 汉字）内。“用字总表”是我们在筛选了目前国内公开出版的八种与汉字有关的频率表并加以人工干涉的基础上编制而成的，书中所列“用字总表·同音字表”“用字总表·多音字表”“用字总表·繁简字对照表”“用字总表·形近字表”以及“用字总表·词语表”均由“用字总表”衍生而出。特别是“用字总表·词语表”，高度关注汉字与汉语的关系，所列 340 个常用词语皆由表内汉字组成，可以作为初学汉语的词汇表使用。

本教材练习题型丰富、题量充足。题型依据外国人学习汉字特点设计，多有创新。学习外语，练习的作用往往大于课文的讲解。教材使用者务必重视练习环节，建议除抄写类练习外，其余练习均在课堂上完成并由教师讲评。每课所列表格，皆针对每课内容和练习所设，做题时可资参考。

“总测试卷”涵盖各课主要内容，既可用于测试课程成绩，也可用于选修此课的汉字水平判断以及自学者汉字水平的自我评判。

作为留学生选修课教材，建议每课两学时，讲解占三分之一，练习占三分之二。第七课结束后安排一次测试。

我们诚恳希望教材使用者提出宝贵修改意见。

马燕华

2017 年元月

Introduction

This textbook is a beginners' teaching material specially compiled for foreigners to learn Chinese characters. For foreigners who have just begun to learn Chinese characters, the most important thing is not how many characters they've learned or how fast they are learning, but to acquire a clear and steady concept of the characters. Therefore, this textbook is focusing on introducing the basic concepts of Chinese characters using the language that the students can understand, and paying close attention to the relationship between Chinese characters and the Chinese language. We hope the users, by using this textbook, can learn the basic knowledge of Chinese characters, know how to analyze the characters and lay a foundation for the further study of Chinese characters.

In order to reduce the difficulty, all the characters analyzed in this textbook and most characters used in the exercises are strictly limited within the "Summary of All Characters Used" (the most commonly used 200 characters). The "Summary of All Characters Used" is a manually-intervened selection of characters from eight published tables of characters based on frequency. The tables of Homophones, Polyphones, Comparison of Traditional and Simplified Characters, Characters with Similar Forms, and Vocabulary in this textbook are all derived from the "Summary of All Characters Used". The table of Vocabulary, in particular, pays great attention to the relationship between Chinese characters and the Chinese language, and the 340 words and phrases listed in it are all formed by characters from the "Summary of All Characters Used", making it a suitable vocabulary list for beginners.

The exercises in this textbook come in various types and large quantities, most of which are innovatively designed based on foreigners' characteristics in learning Chinese characters. Exercises play a more significant role than the explanation of text in foreign language learning. Therefore, the users must attach great importance to the session of exercises. We suggest that except the copying exercise, other exercises should be completed in class and commented by the teacher. The tables in each lesson are all specially designed according to the contents and exercises in the lesson, which can be referred to when doing exercises.

The "Examination" covers the main contents of all the lessons. It can be used not only as a test paper in class, but also as an assessment of learners' proficiency in Chinese characters, no matter learners who have taken this optional course or self-taught learners.

This textbook is designed to be used in the optional course for international students. We suggest the teacher spend two class hours on each lesson, 1/3 on the lecture and 2/3 on the exercises. A mid-term examination should be arranged after finishing the first seven lessons.

We sincerely look forward to your suggestions for the future revision of this textbook.

Ma Yanhua
January, 2017

目 录

| | | |
|-------|------------------|-----|
| 第 一 课 | 汉字是表意文字 | 1 |
| 第 二 课 | 汉字造字方法 | 12 |
| 第 三 课 | 汉字笔画 | 21 |
| 第 四 课 | 汉字偏旁 | 34 |
| 第 五 课 | 汉字结构 | 45 |
| 第 六 课 | 常用形旁分析（上） | 56 |
| 第 七 课 | 常用形旁分析（下） | 68 |
| 第 八 课 | 字义与词义 | 78 |
| 第 九 课 | 汉字与汉语 | 88 |
| 第 十 课 | 汉字反映中华文化 | 102 |
| 第十一课 | 繁体字与简化字 | 113 |
| 第十二课 | 容易写错的汉字 | 123 |
| 第十三课 | 容易用错和读错的汉字 | 133 |
| 第十四课 | 汉字学习策略 | 142 |
| 总测试卷 | | 158 |
| 参考答案 | | 166 |
| 附 录 | | 179 |

第一课

Lesson One

汉字是表意文字

Chinese Characters Are Ideograms

汉字是记录汉语的书写符号系统，是方块形表意文字 (biǎoyì wénzì)。每个汉字都有字形 (zìxíng)、字音 (zìyīn)、字义 (zìyì)。字音和字义来自汉字所记录的汉语词的读音和意义，汉字字形不直接表示读音。如：

“你”是字形，“nǐ”是字音，“you”是字义；

“好”是字形，“hǎo”是字音，“good”是字义。

“你”“好”的字形都不直接表示读音。

汉字是三千五百多年前中国人发明创造的。几千年来，汉字字体发生了很大变化。历史上最常见的五种汉字字体是甲骨文 (jiǎgǔwén)、金文 (jīnwén)、小篆 (xiǎozhuàn)、隶书 (lìshū) 和楷书 (kǎishū)，另外还有草书 (cǎoshū)、行书 (xíngshū)。楷书是现代汉字的标准字体。可分繁体字和简化字两种。如：

The written form of the Chinese language is represented by Chinese characters, which are square-shaped ideograms. Each character has its form, pronunciation and meaning. The pronunciation and meaning come from those of the Chinese word that the character is recording. The form of the character does not indicate the pronunciation directly. For example:

“你” is the form, “nǐ” is the pronunciation, and “you” is the meaning;

“好” is the form, “hǎo” is the pronunciation, and “good” is the meaning.

The forms of “你” and “好” do not indicate their pronunciations directly.

Chinese characters were created by Chinese people over 3,500 years ago. Over thousands of years the forms of Chinese characters have undergone great changes. There are five most commonly-used fonts of characters in history. They are the earliest jiǎgǔwén (inscriptions on bones or tortoise shells), jīnwén (inscriptions on ancient bronze objects), xiǎozhuàn (lesser seal script), lìshū (clerical script) and kǎishū (regular script). Besides these five, there are also cǎoshū (cursive script) and xíngshū (running hand). Kǎishū (regular script) is the standard font of modern Chinese characters. Chinese characters come in two forms: the traditional form and the simplified form. For example:

| | | | | |
|-----|---|---|-------|-------|
| 甲骨文 | 𠄎 | 𠄎 | 𠄎 | 𠄎 |
| 金文 | 𠄎 | 𠄎 | 𠄎 | 𠄎 |
| 小篆 | 日 | 月 | 車 | 馬 |
| 隶书 | 日 | 月 | 車 | 馬 |
| 楷书 | 日 | 月 | 車 (车) | 馬 (马) |

现在我们看到的汉字在字体上有印刷体 (yìnshuāitǐ) 和手写体 (shǒuxiětǐ) 两种，在繁简上又有繁体字 (fántǐzì) 和简化字 (jiǎnhuàzì) 两种。

手写体汉字的最大特点是笔画连写，笔画之间界限不清。繁体字和简化字的最大区别是简化字笔画少。

写汉字的时候一个方格写一个汉字，字与字等距离排列。用汉字记录汉语时句子从左到右书写。

Nowadays we can see printed and handwritten characters, as well as traditional and simplified characters.

The biggest feature of handwritten characters is the ligature between strokes, namely, the boundaries between strokes are not clear. The simplified characters are different from traditional characters mostly because they have fewer strokes.

One character is written in one square, and the distances between every two characters are the same. Sentences of Chinese characters are written from left to right.

我学习汉语。

表 1 汉字印刷体与手写体对照表

Table 1 Comparison of the Printed and Handwritten Forms of Chinese Characters

| | | | | | | |
|-----|-----------|----------|-----------|----------|----------|-----------|
| 印刷体 | de 的 | shì 是 | bù 不 | zài 在 | yǒu 有 | zhè 这 |
| 手写体 | 的 | 是 | 不 | 在 | 有 | 这 |
| 印刷体 | nà 那 | guó 国 | lái 来 | men 们 | hé 和 | tā 他 |
| 手写体 | 那 | 国 | 来 | 们 | 和 | 他 |
| 印刷体 | nǐ 你 | hǎo 好 | wǒ 我 | yào 要 | jiā 家 | jiào 叫 |
| 手写体 | 你 | 好 | 我 | 要 | 家 | 叫 |
| 印刷体 | shén 什 | me 么 | míng 名 | zì 字 | zài 再 | jiàn 见 |
| 手写体 | 什 | 么 | 名 | 字 | 再 | 见 |

表 2 简化字与繁体字对照表

Table 2 Comparison of the Simplified and Traditional Forms of Chinese Characters

| | | | | | | |
|-----|------------|----------|-----------|-----------|------------|----------|
| 简化字 | zhè 这 | guó 国 | ài 爱 | shuō 说 | cuò 错 | duì 对 |
| 繁体字 | 這 | 國 | 愛 | 說 | 錯 | 對 |
| 简化字 | liàng 辆 | me 么 | wèn 问 | mā 妈 | diàn 电 | fàn 饭 |
| 繁体字 | 輛 | 麼 | 問 | 媽 | 電 | 飯 |
| 简化字 | jīng 经 | yín 银 | jiàn 见 | guì 贵 | cháng 长 | shī 师 |
| 繁体字 | 經 | 銀 | 見 | 貴 | 長 | 師 |
| 简化字 | huà 画 | mǎi 买 | xué 学 | xí 习 | hàn 汉 | yǔ 语 |
| 繁体字 | 畫 | 買 | 學 | 習 | 漢 | 語 |

练习 Exercises

一

写出下列句子的汉字数。

Write down the number of characters in each sentence.

- | | |
|--------------------------------------|---------------------------------------------|
| 1. 你好! (<input type="text"/> 个汉字) | 7. 我是外国人。 (<input type="text"/> 个汉字) |
| 2. 对不起。 (<input type="text"/> 个汉字) | 8. 他是我朋友。 (<input type="text"/> 个汉字) |
| 3. 没关系。 (<input type="text"/> 个汉字) | 9. 请问, 卫生间在哪儿? (<input type="text"/> 个汉字) |
| 4. 谢谢。 (<input type="text"/> 个汉字) | 10. 我是留学生。 (<input type="text"/> 个汉字) |
| 5. 不客气。 (<input type="text"/> 个汉字) | 11. 你叫什么名字? (<input type="text"/> 个汉字) |
| 6. 再见! (<input type="text"/> 个汉字) | 12. 我叫大卫。 (<input type="text"/> 个汉字) |

二

用“/”画出下列句子中汉字与汉字的界线。

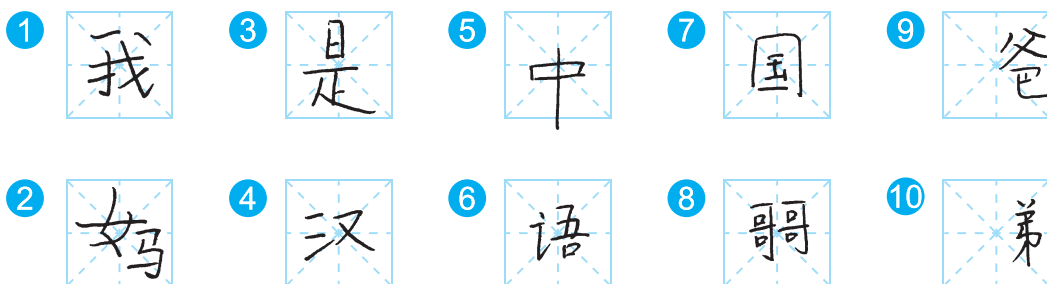
Separate the characters in each sentence with /.

Example: 我 / 是 / 留 / 学 / 生。

- | | |
|------------------|---------------|
| 1. 你是留学生吗? | 7. 我不是中国人。 |
| 2. 我家有五口人。 | 8. 我喜欢上网。 |
| 3. 我没有哥哥, 有一个弟弟。 | 9. 我有两个妹妹。 |
| 4. 你家在哪儿? | 10. 我家在东京。 |
| 5. 她认识很多汉字。 | 11. 她会说一点儿汉语。 |
| 6. 我喜欢吃中国菜。 | 12. 我不会写汉字。 |

三 按照“一个方框一个汉字”的书写规则，圈出书写规范的汉字。

Circle the characters written in strict accordance with the rule “One square, one character”.



四 判断下列句子书写是否正确。

Decide whether the following sentences are correctly written.

- | | | | |
|-----------|-----|----------------|-----|
| 1. 见再。 | () | 7. 语汉习学我。 | () |
| 2. 气客不。 | () | 8. 我家在美国。 | () |
| 3. 对不起。 | () | 9. 你好! | () |
| 4. 系关没。 | () | 10. 你欢迎京北。 | () |
| 5. 老师好! | () | 11. 请问，卫生间在哪儿? | () |
| 6. 人国哪是你? | () | 12. 卫大是字名的我。 | () |

五 根据所给拼音和字义填写汉字。

Write down the characters according to the *pinyin* and meanings.

| | 拼音 <i>Pinyin</i> | 汉字 Character | 字义 Meaning |
|---|------------------|--------------|------------------|
| 1 | nǐ | | you |
| 2 | hǎo | | good, well |
| 3 | wǒ | | I, me |
| 4 | xìng | | surname |
| 5 | jiào | | to call, to name |
| 6 | rén | | person |
| 7 | zhōng | | middle |

| | 拼音 <i>Pinyin</i> | 汉字 Character | 字义 Meaning |
|----|------------------|--------------|------------|
| 8 | guó | | country |
| 9 | bù | | no |
| 10 | shì | | to be |

六 填出下列汉字的拼音和字义

Write down the *pinyin* and meanings of the following characters.

| | 拼音 <i>Pinyin</i> | 汉字 Character | 字义 Meaning |
|----|------------------|--------------|------------|
| 1 | | 谢 | |
| 2 | | 是 | |
| 3 | | 爸 | |
| 4 | | 妈 | |
| 5 | | 哥 | |
| 6 | | 姐 | |
| 7 | | 妹 | |
| 8 | | 弟 | |
| 9 | | 我 | |
| 10 | | 你 | |



















七 圈出下列汉字中的简化字。

Circle the simplified Chinese characters.

- | | | | |
|------|-------|-------|-------|
| 1. 媽 | 7. 汉 | 13. 好 | 19. 你 |
| 2. 叫 | 8. 语 | 14. 英 | 20. 說 |
| 3. 漢 | 9. 見 | 15. 看 | 21. 对 |
| 4. 再 | 10. 國 | 16. 学 | 22. 哪 |
| 5. 學 | 11. 美 | 17. 京 | 23. 谢 |
| 6. 這 | 12. 会 | 18. 请 | 24. 問 |

八 找出下列汉字对应的早期象形汉字并连线。

Match the characters with their corresponding early pictographic forms.

- | | |
|-----------------------|----------------------------------------------------------------------------------------|
| 1. 日 (rì, sun) | A.  |
| 2. 月 (yuè, moon) | B.  |
| 3. 山 (shān, mountain) | C.  |
| 4. 水 (shuǐ, water) | D.  |
| 5. 人 (rén, person) | E.  |
| 6. 口 (kǒu, mouth) | F.  |
| 7. 手 (shǒu, hand) | G.  |
| 8. 目 (mù, eye) | H.  |
| 9. 牛 (niú, cattle) | I.  |
| 10. 羊 (yáng, sheep) | J.  |
| 11. 鸟 (niǎo, bird) | K.  |
| 12. 鱼 (yú, fish) | L.  |
| 13. 木 (mù, tree) | M.  |
| 14. 女 (nǚ, woman) | N.  |
| 15. 网 (wǎng, net) | O.  |
| 16. 贝 (bèi, shell) | P.  |
| 17. 足 (zú, foot) | Q.  |
| 18. 车 (chē, vehicle) | R.  |

九

找出下列汉字对应的手写体并连线。

Match the characters with their corresponding handwritten forms.

- | | |
|-------|------|
| 1. 我 | A. 他 |
| 2. 你 | B. 国 |
| 3. 他 | C. 我 |
| 4. 汉 | D. 学 |
| 5. 语 | E. 北 |
| 6. 学 | F. 习 |
| 7. 习 | G. 汉 |
| 8. 中 | H. 好 |
| 9. 国 | I. 你 |
| 10. 北 | J. 语 |
| 11. 京 | K. 中 |
| 12. 好 | L. 京 |

+

用汉字写出你的国家和你的汉语名字。_____

Write down the name of your country and your own name in Chinese.

你的国家 (name of your country) :

你的汉语名字 (your Chinese name) :

十一

抄写下列句子中的汉字。

Copy the characters in the following sentences.

Nǐ hǎo!

1. 你好! Hello!

你 你 你 你 你 你 你

你 你 你 你

好 好 好 好 好 好

好 好 好 好

Xièxie.

2. 谢谢。Thanks.

谢 谢 谢 谢 谢 谢 谢 谢 谢 谢 谢 谢

谢 谢 谢 谢

Bú kèqì.

3. 不客气。You are welcome.

不 不 不 不

不 不 不 不