

EXPLORING CHINA

A CHILDREN'S GUIDE TO CHINESE CULTURE

Editor-in-chief: Fu Siyi

Compilers: Hu Ailin Yang Fanzhi Peng Li Yan Weilin

Senior English Editor: Nia Jones



Second Edition 2022

ISBN 978-7-5138-2197-1

Copyright 2022 by Sinolingua Co., Ltd

Published by Sinolingua Co., Ltd

24 Baiwanzhuang Street, Beijing 100037, China

Tel: (86) 10-68320585 68997826

Fax: (86) 10-68997826 68326333

<http://www.sinolingua.com.cn>

E-mail: hyjx@sinolingua.com.cn

Facebook: www.facebook.com/sinolingua

Printed by Beijing Hucais Communication Co., Ltd

Printed in the People's Republic of China

Acknowledgements

This multimedia teaching resource pack was developed while I was working as the Academic Director of the Confucius Institute at Cardiff University, Wales, UK. I am deeply indebted to my colleagues there, particularly Hu Ailin, Yang Fanzhi, Peng Li and Yan Weilin, for without their contribution, this project would not have been completed. I am also grateful to Dr. Richard Evans, my Co-director, who gave me immense support throughout the process and edited some chapters of the Teacher's Guide. He also proofread all the passages added to this new edition. I would like to thank Mr. Charles Tyzack and Mrs. Joy Madani as well, my two old friends who have edited and proofread parts of the book. And I wish to thank Ms. Nia Jones, the Language Teaching Adviser at CILT Cymru (The National Centre for Languages in Wales) for investing her language teaching expertise and innovation while working as our consultant and the English editor of the Student's Book.

As the new edition of this teaching resource pack is getting ready for more schools overseas, I feel obliged to Mr. Liao Yu for his kind support in producing demonstrative teaching videos and electronic courseware, which has enhanced this teaching resource pack. Finally, I wish to express my gratitude to my publisher Sinolingua Co., Ltd, in particular to Editor-in-chief Han Hui and Editor Zhai Shurong, for their continuous support over the years, in launching this project and in promoting the teaching materials, at home and abroad.

Fu Siyi (Professor)
Xiamen University, PR China
March 2022

Introduction

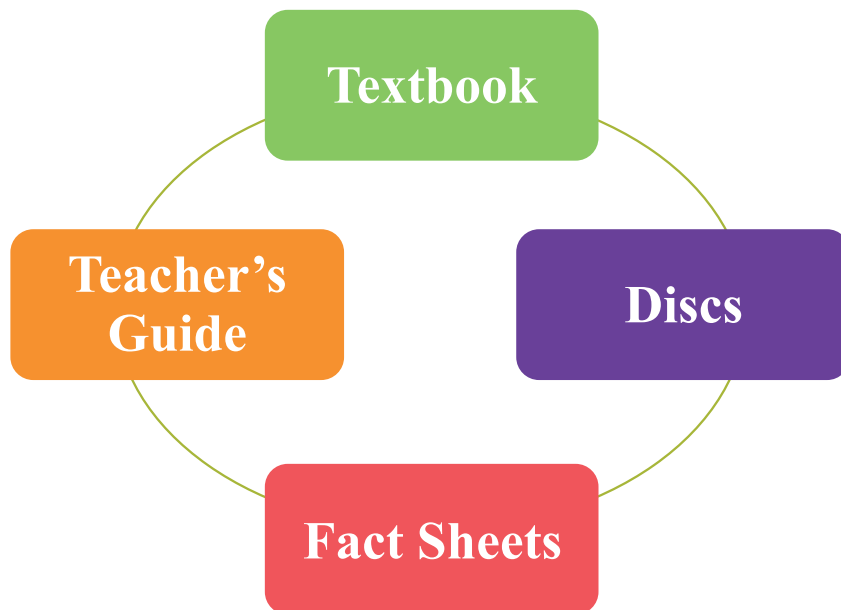
Welcome to this new edition of *Exploring China—A Children's Guide to Chinese Culture*!

What is this resource pack?

This is a multimedia teaching resource pack intended for primary school children to learn about Chinese culture. With some adaptation the material can also be used for secondary school students.

This resource pack contains:

- ♦ A fully illustrated textbook
- ♦ Two discs containing video clips, animated stories and computer games
- ♦ A comprehensive Teacher's Guide
- ♦ Eight Fact Sheets, each highlighting the key learning points in the unit



How was this resource pack developed?

This pack was developed while we were teaching Chinese in schools in Wales, the United Kingdom. We found that our pupils were fascinated in learning about China through the cultural workshops we organised for them, and their fascination for Chinese culture usually motivated their interest in learning the language. We started to think: Could we teach Chinese culture, in a didactic sense, to our pupils so that they would develop a more structured knowledge of China?

This question led to many further questions: How could we teach culture, as compared with language? How could we teach Chinese culture to young learners whose cognitive style is distinctively different from adults? How could we make “Chinese things” comprehensible to our pupils who have been brought up in Western cultures? How could we present historical facts and cultural knowledge, which may be profound in nature, in an easy and engaging manner so that our young pupils can understand and enjoy learning about China? Where could we source teaching materials? ...

In our search for off-the-shelf textbooks, we were disappointed to find that none could serve as a standard textbook for teaching Chinese culture to overseas school pupils, although there were many for teaching the Chinese language, both for adult learners and school-aged children. We started to think, rather ambitiously, that perhaps we could compile a textbook on our own by putting together various materials that we had used in our cultural workshops.

Fulfilling that ambition turned out to be a challenging and lengthy journey. To begin with, we were beset with further concerns: How could we select the material from the rich treasure house of Chinese culture, and what should be the criteria for selection? How could we maintain the academic quality of a textbook, but at the same time incorporate fun and motivating elements? How could we reconcile depth of knowledge with simplicity in approach? How could we remain objective and historical?...

It took more than a year for us to resolve these questions, though not to our complete satisfaction. We produced draft after draft of the Student's Book and revised again and again the stories and video scripts. Meanwhile, we had regular meetings with our local education specialist, Mrs. Nia Jones, the Language Teaching Adviser at CILT Cymru (The National Centre for Languages in Wales). Our initial intention of writing a textbook eventually became a rather comprehensive project which developed into a multimedia teaching resource pack, to be used not only for our own pupils in Wales, but also for school pupils worldwide!

This teaching resource pack is therefore a product of teamwork led by the Confucius Institute of Cardiff University. It represents the joint efforts of our local tutors and the contributions from language and education specialists, both from China and the UK. It was published by Sinolingua Co., Ltd in 2015 and thanks to positive feedbacks from the users, we are now presenting this new edition, with some revision and improvement. We have updated the contents in each unit and made some changes according to the feedbacks from scholars and teachers who have kindly reviewed the textbooks. We have also added electronic courseware to each unit and provided two demonstrative teaching videos, which we hope will draw forth more creative teaching. The courseware and videos can be downloaded from the official website of Sinolingua:

How are the components organised in the pack?

To facilitate easy management of the resource pack, here is further information about each component of it.

I. The Textbook for Students

There are eight units in the textbook, each covering a particular aspect of Chinese culture. The contents of the eight units are:

1. LAND (China's geographical location, land features, mountains & rivers, climate, animals & plants, and administrative divisions)
2. PEOPLE (China's population, ethnic groups, Chinese families & homes, and


the daily life of Chinese people)

3. HISTORY (China's major historical figures and events)
4. LANGUAGE (The earliest Chinese written records, Chinese characters and their pronunciations, Mandarin Chinese or Putonghua and local dialects, and calligraphy)
5. EDUCATION (Confucius, ancient Chinese schools, the Imperial Examinations, and education in China today)
6. SCIENCE AND TECHNOLOGY (The Four Great Inventions, Chinese Blue-and-White Porcelain, pioneers of Traditional Chinese Medicine, early Chinese seismograph, the invention of hybrid rice, and space programme, and new hi-tech developments in people's daily life today)
7. FESTIVALS (The Chinese lunar calendar, the Spring Festival, the Lantern Festival, the Qingming Festival, the Dragon Boat Festival, the Mid-Autumn Festival, and the National Day)
8. TOURIST ATTRACTIONS (The Great Wall, the Forbidden City, the Terracotta Warriors and the Huangshan Mountain and the other five well-known mountains)

The pupils are guided through four learning stages in each unit:

1. Firstly, they are challenged with QUESTIONS, which project the learning outcomes or the learning areas in the unit.
2. Secondly, they watch a VIDEO, which highlights the key learning points covered in the unit.
3. Thirdly, they read the TEXT, which is broken down into sections, each focusing on a particular learning point.
4. Fourthly, they take part in a variety of ACTIVITIES, ranging from stories, hands-on activities, games and mini-projects.

The sequence of these four learning stages is reflected through the headings used in the textbook, namely:

- 
- **Let's find out** - projecting learning areas
 - **Let's watch a video** - highlighting key messages
 - **Do you know** - presenting knowledge & facts
 - **Activity time** - reinforcing what has been learnt

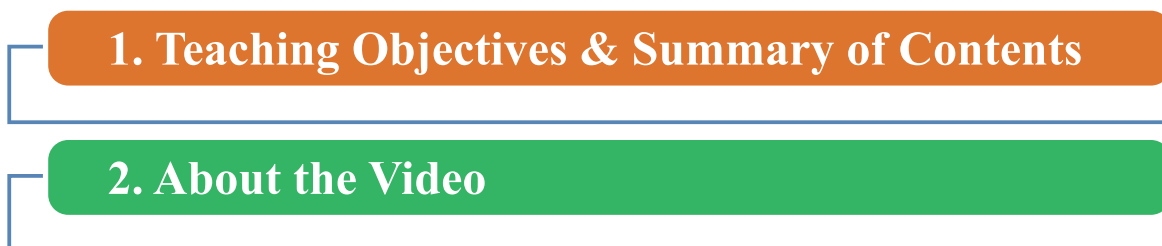
II. The Discs

In order to make the learning process fun and engaging, each unit is supplemented with a video, one or two animated stories and some interactive games, all carefully chosen to relate to the theme and content of the unit. These are provided on two discs, which contain 8 video clips, 12 animated stories and 20 games. Directions and guidance for using these resources are provided in the Teacher's Guide.

Activities and games on the discs are designed to enhance our pupils' learning or to check their understanding, although presented in the form of entertainment. This is indeed a feature that distinguishes this teaching resource pack from traditional teaching materials.

III. The Teacher's Guide

The Teacher's Guide is organised in this format for each unit:

- 
- 1. Teaching Objectives & Summary of Contents**
 - 2. About the Video**

3. Notes on Each Section

4. Guide to Activities and Games

5. Script of Stories

Each of the five parts contains detailed information and guidance for the teacher. This aims to save the time that the teacher would normally spend on preparation. We also hope that the detailed guidance provided for the teacher will make it possible for someone who is not necessarily a specialist in Chinese culture or a native speaker of Chinese to lead a Chinese culture class.

IV. The Fact Sheets

There is a fact sheet for each unit, designed as an individual loose sheet for our pupils to use for revision. These will be especially useful when pupils do not have their own copies of the textbook. The fact sheet is printed on both sides: the front lists the key points that our pupils are expected to have learned from the unit, while the back provides some knowledge or information that is not covered in the textbook, but is related to what pupils have learned in that particular unit. We hope that this will further engage our pupils and expand their learning.

What is special about this resource pack?

Parts of this teaching resource pack have been used by our tutors at schools in Wales and have been very well received. The teaching resources we have provided in the pack have been found to be:

- ◆ Informative — covering a wide range of topics and providing facts and knowledge in simple language, suitable for school pupils
- ◆ Interactive — engaging pupils in various activities rather than merely citing knowledge
- ◆ Interesting — making learning fun and engaging with a fresh teaching approach
- ◆ Flexible — easy to use as a supplement to such general school modules as History, Social Studies, Sciences etc., though the pack itself provides ideal teaching materials for an individual Chinese module

How can you contact us?

We hope that you will find this multimedia teaching resource pack helpful, and that both you and your pupils will enjoy using it. We value your feedback, so please let us know if you have any comments or suggestions.

Prof. Fu Siyi

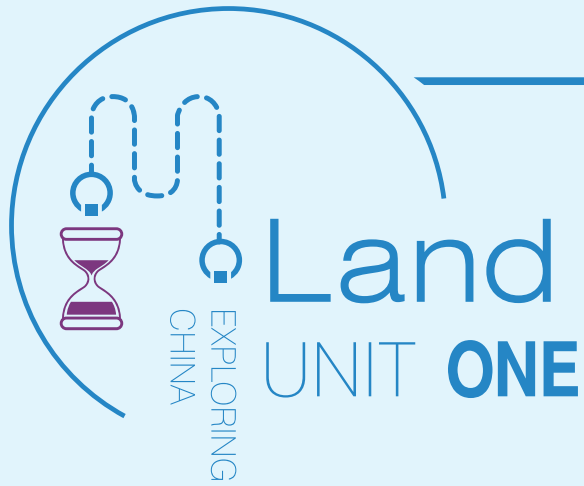
March 2021

Tel: 0086 - (0)592- 2181710

E-mail: syfu@xmu.edu.cn

Contents

Unit 1	Land	2
Unit 2	People	28
Unit 3	History	50
Unit 4	Language	74
Unit 5	Education	98
Unit 6	Science and Technology	124
Unit 7	Festivals	150
Unit 8	Tourist Attractions	176



- **China's Geographic Location**
- **China's Land Features**
- **Mountains, Deserts and Rivers**
- **Climate**
- **Animals and Plants**
- **Regions, Provinces and Cities**





Let's find out

1. Where is China and how big is it?
2. Does China have any special land features?
3. What are China's famous mountains and rivers?
4. What is the climate like in China?
5. What animals and plants are unique to China?
6. What are the regions, provinces and cities of China?



Let's watch a video



1 China's Geographic Location

- 1. Where is China located in the map of the world?
- 2. What are China's neighbouring countries?
- 3. Where are China's territorial waters?

The name “China” in Chinese is pronounced as **Zhōngguó**, and written as 中国. China is in East Asia on the western shore of the Pacific Ocean. Its land area is about 9,600,000 square kilometres, the third largest in the world.

MAP OF THE WORLD

